



American Quilter's Society

P.O. Box 3290 • Paducah, Kentucky 42002-3290 • 270-898-7903

Application Quilt Appraiser Certification

Applications due by June 1. Please type all information submitted. Use separate page(s) for typewritten answers to questions. Please include a wallet-sized or larger photo with application.

1. Name _____

Address _____

City _____ State _____ Zip _____

Phone (day) _____ (evening) _____

Date _____ Is this your first application or reapplication?

Please answer essay questions briefly but completely, numbering your responses and using additional pages. Do not use the back of any page.

2. What is your primary textile involvement? Check only one.

- Quiltmaker Quilt dealer Quilt collector Quilting lecturer/instructor
 Quilt/textile restoration Quilt/textile historian Antique dealer
 Museum quilt/textiles Other: (please be specific) Quilt appraiser

3. Which other areas are you involved in?

- Quiltmaker Quilt dealer Quilt collector Quilting lecturer/instructor
 Quilt/textile restoration Quilt/textile historian Antique dealer
 Museum quilt/textiles Other: (please be specific)

4. What relationship do these activities have to your appraisal skills and knowledge?

5. How did you acquire your appraisal knowledge and background? Please be specific about both education and training and your experience. An appraisal-specific resume may be submitted for this. If you have had an opportunity to observe or scribe for a professional appraiser, please attach a list of the times and approximate number of quilts appraised. You may have the professional appraiser list your experience with them. Please have them sign your application.

Appraiser's Name

Appraiser signature

6. Indicate your expertise in each area with a 1 for “strong foundation,” 2 for “basic understanding” and 3 for “lacks conceptual knowledge.”

- | | |
|---|--|
| <input type="checkbox"/> dating fabrics | <input type="checkbox"/> evaluating ethnic significance |
| <input type="checkbox"/> dating quilts | <input type="checkbox"/> evaluating quilts dated prior to 1900 |
| <input type="checkbox"/> evaluating quilt condition | <input type="checkbox"/> evaluating quilts dated 1900-1940 |
| <input type="checkbox"/> evaluating quiltmaker’s technical skills | <input type="checkbox"/> evaluating quilts dated post 1940 |
| <input type="checkbox"/> recognizing major regional characteristics | <input type="checkbox"/> valuing quilts for insurance |
| <input type="checkbox"/> recognizing quilt patterns | <input type="checkbox"/> valuing quilts for donation |
| <input type="checkbox"/> recognizing restoration and alteration | <input type="checkbox"/> valuing quilts for sale |
| <input type="checkbox"/> evaluating historical significance | |

7. What experiences and involvements have enhanced your appraisal skills? Have you had historical documentation experience? Have you had experience appraising in fields other than quilting?

8. Please list the references and resources you use most frequently to assist you in appraisal.

9. Appraising experience:

a. How long have you been receiving a fee for appraising? _____

b. How many appraisals for which you received a fee, have you done in the past 12 months?

- 0 1-9 10-19 20-29 30+

c. What is your average fee for an appraisal? _____

How is this fee determined? Hourly Percentage Flat

d. What does the client receive for this fee?

e. How much time do you usually spend on each appraisal? _____

f. Please attach a copy of two appraisals you have done, one of an antique quilt and one appraisal of a quilt made within the past five years, along with a photo of the quilt, removing the client’s name and address to insure confidentiality.

10. Briefly define the following:

Circa date	Market approach	Definition of value
Provenance	Resources	Visual impact
Restoration	Current market conditions	Like and kind

11. Explain the difference between insurance value and fair market value. How do you determine each?

12. In your appraisal practice, have you ever been involved in a controversial situation where your ethics may have been in question? If so, please explain.


13. How do you keep abreast of current trends in quiltmaking?

14. How would you proceed if you received a photograph and information about a quilt and were asked to do an appraisal?

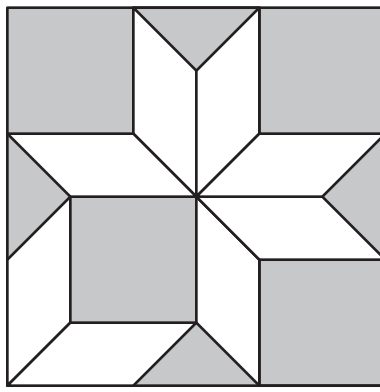
15. In your own words, describe two differences between a quilt of the last quarter of the 19th century and the second quarter of the 20th.

16. Identify the attached quilt patterns and indicate resources, if any, used for your answers.


17. Do you often give clients advice on conservation and restoration? If so, please elaborate briefly.




1. _____




2. _____




3. _____



4. _____




5. _____




6. _____




7. _____




8. _____



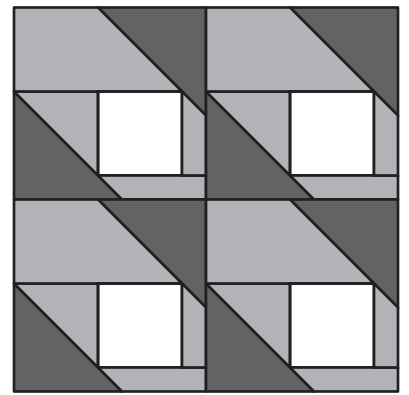
9. _____



10. _____



11. _____



12. _____