

# Poinsettia Table Runner 30" x 11¼"



This runner could be made one block longer without having to cut additional squares.

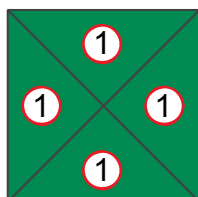
## Fabric needed:

2 yards of border print fabric

- Cut 8 sets of 8¾" squares twice on the diagonal.

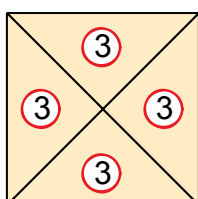


- Make two blocks with the #1 triangles.



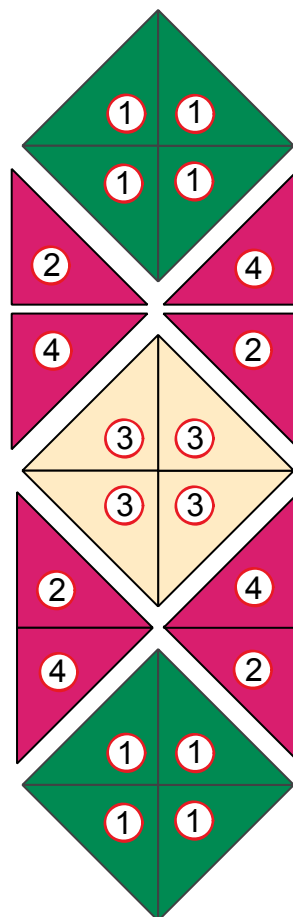
make 2

- Make one block with the #3 triangles.



make 1

- Lay out the three blocks on point and position the #2 and #4 triangles as shown.



- Sew the #2 and #4 triangles into two-triangle units.
- Join diagonal rows of the two-triangle units and the #1 and #3 blocks.
- Sew the rows together.
- Layer, quilt as desired, and bind the runner.