
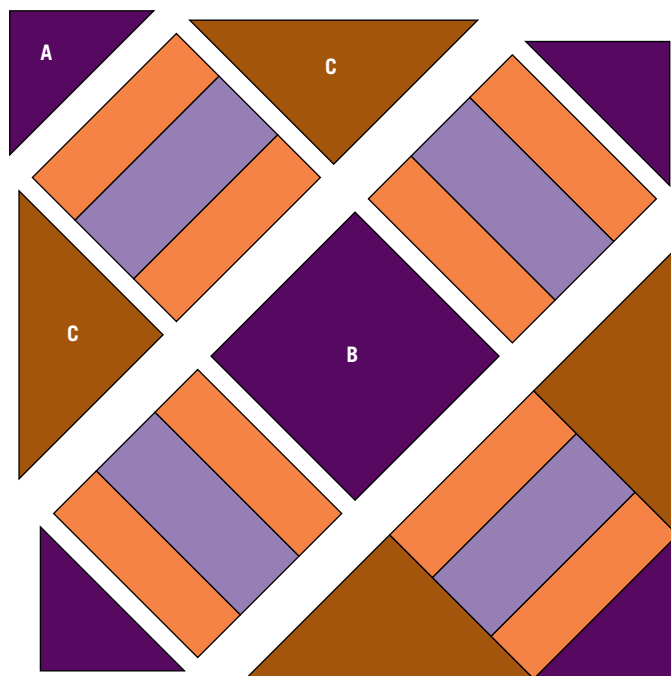


Triple Stripe



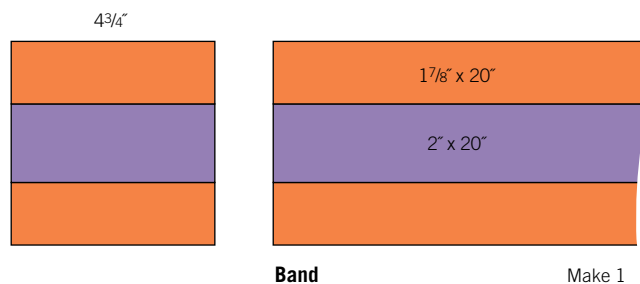
Triple Stripe
12" block



Triple Stripe Piecing

Fabric and cutting requirements for each Triple Stripe block:

Brown	8" square scrap	4 C
Orange	4½" x 20¼" scrap	2 strips 17⁄8" x 20"
Lavender	2¼" x 20¼" scrap	1 strip 2" x 20"
Purple	5" x 13" scrap	4 A, 1 B



Rotary cutting:

A = 3⁷⁄₈" square cut in half diagonally



B = 4¾" square



C = 7¼" square cut in half diagonally twice

Sew 17⁄8" orange strips to each side of the 2" lavender strip to make a band. Press seam allowances toward the orange strips. Cut the band into 4 units each 4¾" wide.

Follow the piecing diagram to join the patches and strip-pieced units in the order shown. [TQL](#)