

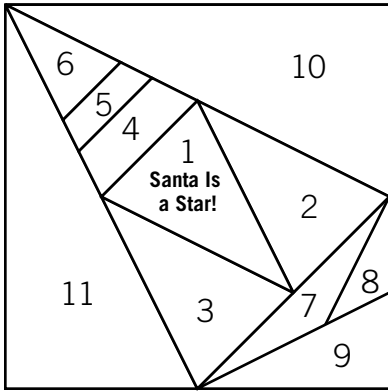
Carol Doak's

Santa Is a Star!

and Snowflake Star Ornament

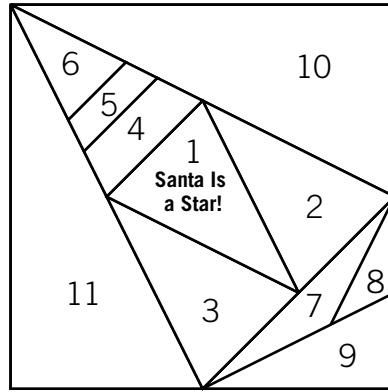


Pattern is reversed for foundation piecing.



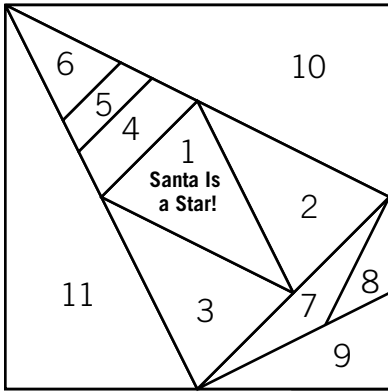
1/4" seam allowance

Pattern is reversed for foundation piecing.



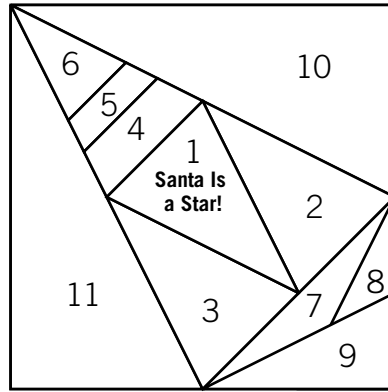
1/4" seam allowance

Pattern is reversed for foundation piecing.



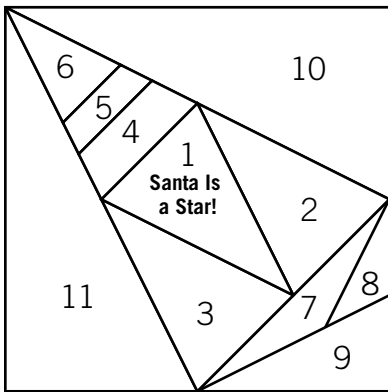
1/4" seam allowance

Pattern is reversed for foundation piecing.



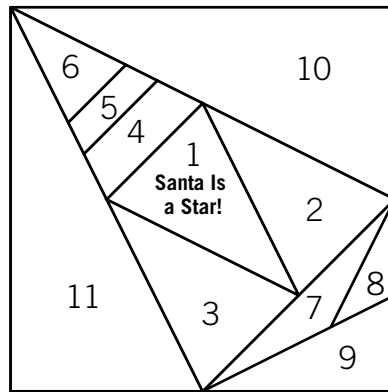
1/4" seam allowance

Pattern is reversed for foundation piecing.



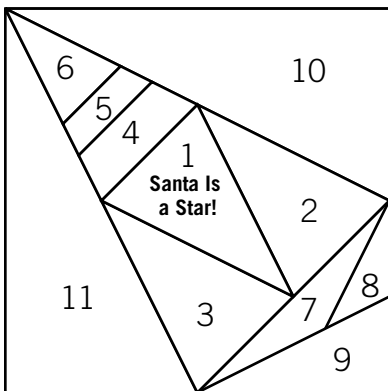
1/4" seam allowance

Pattern is reversed for foundation piecing.



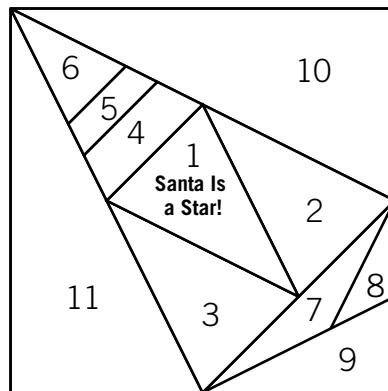
1/4" seam allowance

Pattern is reversed for foundation piecing.



1/4" seam allowance

Pattern is reversed for foundation piecing.



1/4" seam allowance

For each ornament, you will need 4 paper foundations. Print this page to get enough foundations to make one ornament of each design. Complete pattern instructions appear in the December 2011 issue of *The Quilt Life*.

The QuiltLife