

2021 AQS Christmas Countdown

Day Fifteen

Collect the following:

(10) 2½" x 4½" white rectangles

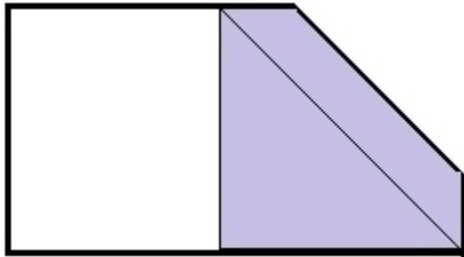
(20) 2½" x 2½" red squares

White Flying Geese


Mark the wrong side of the red 2½" squares diagonally once from corner to corner.

Lay a marked square on the corner of a white 2½" x 4½" rectangle and sew on the marked line.

Trim a quarter inch from the marked line and press.



Repeat the process with a red 2½" square on the other end of the rectangle.



Unit measures 2½" x 4½" rectangle.


Make 10 White Flying Geese.

Row G Assembly

Collect the following:

(10) $2\frac{1}{2}$ " x $4\frac{1}{2}$ " White Flying Geese

Using the diagram below, layout the units in the following order:



This section measures $2\frac{1}{2}$ " x $40\frac{1}{2}$ " rectangle.