

2021 AQS Christmas Countdown

Day Twenty

Collect the following:

(8) $2\frac{1}{2}$ " x $2\frac{1}{2}$ " white squares

(4) $2\frac{1}{2}$ " x $4\frac{1}{2}$ " red rectangles

(6) $2\frac{1}{2}$ " x $2\frac{1}{2}$ " red squares

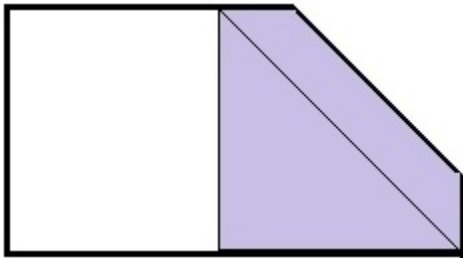
(3) $4\frac{1}{2}$ " x $4\frac{1}{2}$ " white squares

Red Flying Geese


Mark the wrong side of the white $2\frac{1}{2}$ " squares diagonally once from corner to corner.

Lay a marked square on the corner of a red $2\frac{1}{2}$ " x $4\frac{1}{2}$ " rectangle and sew on the marked line.

Trim a quarter inch from the marked line and press.



Repeat the process with a white $2\frac{1}{2}$ " square on the other end of the rectangle.



Units measure $2\frac{1}{2}$ " x $4\frac{1}{2}$ " rectangle.

Make 4 red Flying Geese.


White Square Flip Units

Mark the wrong side of the red $2\frac{1}{2}$ " squares diagonally once from corner to corner.

Lay a marked square on the corner of a white $4\frac{1}{2}$ " x $4\frac{1}{2}$ " square and sew on the marked line.

Trim a quarter inch from the marked line and press.

Repeat the process with a red $2\frac{1}{2}$ " square on the other corner as shown.



Flip units measure $4\frac{1}{2}$ " x $4\frac{1}{2}$ " rectangle.

Make 3 white square flip units.