

2024 CONTEST RULES

2024 SHOW DATES

DAYTONA BEACH, FL

February 21–24

BRANSON, MO

March 13–16

PADUCAH, KY

April 24–27

GRAND RAPIDS, MI

August 21–24

LANCASTER, PA

September 11–14

American Quilter's Society



QuiltWeek®

SHOWS 2024

NATIONAL BRAND PARTNERS

JANOME
Reliability by Design

Gammill.

accuquilt
better cuts make the better quilts®

Quilt Detail: Blue Fandango by Carolyn Brooks, Vintage Rose pattern by Judy and Bradley Niemeyer, Quiltworx

General Quilt Contest Rules

These rules apply to all 2024 AQS Quilt Contests:

1. An Entrant can enter their completed work by submitting it online at www.americanquilter.com/quiltweek/aqs-quilt-contests along with the nonrefundable entry fee of \$25 per quilt for AQS members (*using member name and email address associated with AQS membership*) or \$40 per quilt for nonmembers, digital photos (see rule 6), and appraisal and/or design permission, if applicable (see rule 7). *(Please note this registration software currently does not support iPads or Smart devices.)*

Explanation of Entrant(s):

- **An Entrant is a living quiltmaker(s) that have constructed and/or designed the top layer or completed the entire finished quilt.**
 - **Quilter/Quilted By: Performed the quilting of all three layers together. This can be the Entrant or a paid service. Paid Service Quilters are recognized by name only.**
 - **Other Stitchers: Anyone who has stitched on the quilt that is not listed as Entrant or Quilter.**
2. Only one Entry per category, per Entrant or Other Stitchers. A Quilted By, can be listed on multiple quilt entries, but not as Entrant or Other Stitchers in the same category. **Previous AQS Cash award winners in any AQS contest are ineligible to enter a 1st Entry category.**
 3. All quilts must be quilted by hand, machine, or both. Quilting is defined as a running stitch that passes through top, middle layer (*batting*), and backing. The quilt must consist of 3 layers (*top, middle layer, and backing*). Tied quilts are not eligible. Quilts made from stamped kits are not eligible.
 4. All quilts must fit the size requirements and definitions of the selected category. Please look carefully at category definitions and sizes. You must select a different category for each quilt. For categories defined by quilting method:
 - **Stationary Sewing Machine** includes use of any sewing machine that allows the quilter to move the fabric rather than the machine, and the machine sits on or is mounted on a table. The quilting must predominantly use this method.
 - **Movable Quilting Machine** includes any machine that allows the quilter to move the machine head rather than the fabric and is mounted on a frame. The quilting must predominantly use this method.
 5. Quilts that have been altered, amended, or modified at any date after being entered in any quilt contest will be required to retain the original completion date. Changing the quilt in any way after it has been shown at any quilt contest will not change the completion date. Quilts that have been entered under one or more entrant name(s) must retain the same entrant name(s) for every AQS Quilt Contest.
 6. Three photos must be uploaded with the entry. Please include:
 - **FULL-VIEW** photo of the completed quilt showing all four corners of the quilt. No part of the quilt can be obscured. *(Do not manipulate your photos; however, you may crop the background so long as all edges, corners, and binding of the quilt are visible)*
 - **DETAIL** photo showing quilting stitches. Select a 12" section representing your best work.
 - **ENTRANT(S)** photo from the shoulders up. If you are a

group or team of quilters, please use a group photo that includes everyone.

Two-Sided Quilts: AQS does not exhibit two-sided quilts. For two-sided quilts, please choose one side to enter.

(Please refer to our Photography Suggestions on page 11)

7. Permissions and Appraisals: It is the entrant's responsibility to obtain all necessary copyright releases for work that is covered under the copyright laws of the United States. This includes using someone else's pattern, artwork, photography, or another quilt as your inspiration, even if the design has been altered (See page 10). Fabric Panels are not considered Totally Original, fabric designer will be named. Quilts valued over \$1,000 require an appraisal submission. When uploading design permissions and appraisal files, make sure they are no larger than 10 MB and multiple pages are scanned as one document.
8. Quilts must be in excellent condition. Incomplete, torn, or soiled quilts do not qualify for entry or display.
9. Quilt Titles are limited to 35 characters.
10. Quilts can be entered in multiple AQS Quilt Contests for up to twelve months, including quilts that win a cash award within that year. For example, if you enter a quilt in Paducah in April of 2024, you may enter it in any other AQS Quilt Contest for one calendar year. However, it would not be eligible to enter any contests that occur in April or beyond in 2025.
11. Quilts must be a single unit and may not be framed with wood, metal, etc. No rods may be sewn into a quilt. Odd-shaped quilts and quilts with multiple panels must be mounted on black fabric containing a sleeve; attach the quilt at the top only, leaving the bottom free for the judges to view the back of the quilt. Quilts with electrical components or special lighting cannot be utilized due to fire safety. Quilts must be able to stack with other quilts and be boxed or rolled without possible damage to the quilts.
12. Quilts (*except miniatures*) must have an attached sleeve for hanging (*Instructions can be found on the AQS website at www.americanquilter.com/quiltweek/aqs-quilt-contests*).
13. Quilts must be labeled in a bottom corner on the back and should include your name, address, and quilt title. **Prior to shipping, cover your label by securely stitching a piece of fabric over the label with only the quilt title showing** (*If you cover the entire label, be sure the stitched fabric has the quilt title written on it*).
14. AQS contest quilts are NOT for sale.
15. All decisions of the jurors and judges are final. AQS reserves the right to reject any entry or to move a quilt into a different category. AQS juries quilts based on technique as well as appropriate subject matter.
16. **QUILT SHIPPING AND HANDLING:** All accepted quilts must be mailed to our home office in Paducah, KY at the expense of the entrant. You may select to pick up your quilt after the show, hold your quilt for a future contest, include a pre-paid return shipping label, or purchase return shipping through AQS. *(The return shipping fee is \$40 inside the Continental U.S. International return shipping cost varies by location; Grand Rapids Ultimate Guild Challenge - all 8 quilts shipped in one box is \$80).* Details about shipping (including dates), insurance, labels, and sleeves will be provided for all accepted quilts in the notification email. Notifications are emailed on or before the deadline listed on page 8.

Rules Specific for Daytona Beach

Enter Your Quilt Online by: **September 21, 2023**

To enter the Daytona Beach AQS Quilt Contest, submit your entry(s) online at americanquilter.com/quiltweek. Good Luck!

- All General Quilt Contest Rules apply (See page 2).
- Quilts must have been completed between October 1, 2020 and the entry deadline. "Completed" date refers to any quilt that has been previously entered in any quilt contest; altering the quilt after it has been exhibited will not change the date it was completed.
- Quilts must be available to AQS from January 18, 2024 until one week after the event.
- Quilts must fit within the size requirements and definitions of the categories listed.

Note: See General Rule 4 (page 2) for the definition of Stationary Sewing Machine or Movable Quilting Machine.

**Notifications Emailed:
November 30, 2023**

Written judging evaluations are NOT provided for this quilt contest.

Categories:

1. **Large Quilts – Stationary Machine Quilted:** Width 60" to 110"; Length 60" or more. Quilting must be predominantly completed on a stationary sewing machine that allows the quilter to move the fabric rather than the machine.
2. **Large Quilts – Movable Machine Quilted:** Width 60" to 110"; Length 60" or more. Quilting must be predominantly completed on a movable quilting machine that allows the quilter to move the machine head rather than the fabric.
3. **Hand Quilted Quilts:** Width 40" to 110"; Length 40" or more. Quilt can be any technique; quilting must be predominantly completed by hand.
4. **Wall Quilts – Stationary Machine Quilted:** Width 30" to 84"; Length 30" to 72". Quilting must be predominantly completed on a stationary sewing machine that allows the quilter to move the fabric rather than the machine. Quilts made for display on a wall, using any technique.
5. **Wall Quilts – Movable Machine Quilted:** Width 30" to 84"; Length 30" to 72". Quilting must be predominantly completed on a movable quilting machine that allows the quilter to move the machine head rather than the fabric. Quilts made for display on a wall, using any technique.
6. **Wall Quilts – Pictorial:** Width 30" to 84"; Length 30" to 72". Quilts made for display on a wall, using any technique, with representation of a person, place, or thing.
7. **Wall Quilts – 1st Entry in an AQS Daytona Beach Quilt Contest:** Width 30" to 84"; Length 30" to 72". Contestant(s) must not have been displayed in any previous AQS Daytona Beach Quilt Contest or won a cash award in ANY previous AQS contest. Quilts made for display on a wall, using any technique.

*To enter by mail, download entry form at www.americanquilter.com/quiltweek/aqs-quilt-contests and follow mailing instructions in the General Contest Rules. There will be a processing fee applied to all mailed entry(s).

Rules Specific for Branson

Enter Your Quilt Online by: **October 12, 2023**

To enter the Branson AQS Quilt Contest, submit your entry(s) online at americanquilter.com/quiltweek. Good Luck!

- All General Quilt Contest Rules apply (See page 2).
- Quilts must have been completed between November 1, 2020 and the entry deadline. "Completed" date refers to any quilt that has been previously entered in any quilt contest; altering the quilt after it has been exhibited will not change the date it was completed.
- Quilts must be available to AQS from February 15, 2024 until one week after the event.
- Quilts must fit within the size requirements and definitions of the categories listed.

Note: See General Rule 4 (page 2) for the definition of Stationary Sewing Machine or Movable Quilting Machine.

**Notifications Emailed:
January 11, 2024**

Written judging evaluations are NOT provided for this quilt contest.

Categories:

1. **Large Quilts – Appliquéd Quilts:** Width 60" to 110"; Length 60" or more. The surface must be predominantly appliquéd. Quilts may be quilted by hand, machine, or both.
2. **Large Quilts – Pieced Quilts:** Width 60" to 110"; Length 60" or more. The surface must be predominantly pieced. Quilts may be quilted by hand, machine, or both.
3. **Hand Quilted Quilts:** Width 40" to 110"; Length 40" or more. Quilts can be any technique; quilting must be predominantly completed by hand.
4. **Wall Quilts – Appliquéd Quilts:** Width 30" to 84"; Length 30" to 72". The surface must be predominantly appliquéd. Quilts made for display on a wall, using any technique.
5. **Wall Quilts – Pieced Quilts:** Width 30" to 84"; Length 30" to 72". The surface must be predominantly pieced. Quilts made for display on a wall, using any technique.
6. **Wall Quilts – Pictorial:** Width 30" to 84"; Length 30" to 72". Quilts made for display on a wall, using any technique, with representation of a person, place, or thing.
7. **Wall Quilts – 1st Entry in an AQS Branson Quilt Contest:** Width 30" to 84"; Length 30" to 72". Contestant(s) must not have been displayed in any previous AQS Branson Quilt Contest or won a cash award in ANY previous AQS contest. Quilts made for display on a wall, using any technique.

*To enter by mail, download entry form at www.americanquilter.com/quiltweek/aqs-quilt-contests and follow mailing instructions in the General Contest Rules. There will be a processing fee applied to all mailed entry(s).

Rules Specific for Paducah

Enter Your Quilt Online by: **November 9, 2023**

To enter the Paducah AQS Quilt Contest, submit your entry(s) online at americanquilter.com/quiltweek. Good Luck!

- All General Quilt Contest Rules apply (See page 2).
- Quilts must have been completed between December 1, 2020 and the entry deadline. "Completed" date refers to any quilt that has been previously entered in any quilt contest; altering the quilt after it has been exhibited will not change the date it was completed.
- Quilts must be available to AQS from March 7, 2024 until one week after the event.
- Quilts must fit within the size requirements and definitions of the categories.
- Quilts in all categories except Category 5 must have been made by no more than 2 people (*excluding the quilter*). Three or more must enter the group category, listed with a group name and names listed as stitchers.
- Written judging evaluations are provided for each quilt exhibited in this quilt contest.

Note: See General Rule 4 (page 2) for the definition of Stationary Sewing Machine or Movable Quilting Machine.

Notifications Emailed: February 15, 2024

CATEGORIES:

- 1. Large Quilts – Stationary Machine Quilted:** Width 60" to 110"; Length 80" or more. Quilting must be predominantly completed on a stationary sewing machine that allows the quilter to move the fabric rather than the machine.
- 2. Large Quilts – Movable Machine Quilted:** Width 60" to 110"; Length 80" or more. Quilting must be predominantly completed on a movable quilting machine that allows the quilter to move the machine head rather than the fabric.
- 3. Large Quilts – 1st Entry in an AQS Paducah Quilt Contest:** Width 60" to 110"; Length 60" or more. Contestant(s) must not have been displayed in any previous AQS Paducah Quilt Contest or won a cash award in ANY previous AQS contest. Quilts may be quilted by hand, machine, or both.
- 4. Hand Quilted Quilts:** Width 60" to 110"; Length 50" or more. Quilts can be any technique. Quilting must be predominantly completed by hand.
- 5. Group Quilts:** Width 60" to 110"; Length 40" or more. Made by 3 or more people. Quilts may be quilted by hand, machine, or both.
- 6. Wall Quilts – Stationary Machine Quilted:** Width 50" to 96"; Length 40" or more. Quilting must be predominantly

completed on a stationary sewing machine that allows the quilter to move the fabric rather than the machine. Quilts made for display on a wall, using any technique.

- 7. Wall Quilts – Movable Machine Quilted:** Width 50" to 96"; Length 40" or more. Quilting must be predominantly completed on a movable quilting machine that allows the quilter to move the machine head rather than the fabric. Quilts made for display on a wall, using any technique.
- 8. Wall Quilts – Quilter's Choice:** Width 50" to 96"; Length 40" or more. Quilts made for display on a wall, using any technique of your choice.
- 9. Wall Quilts – Modern:** Width 50" to 96"; Length 40" or more. Quilts, made for display on a wall, using any technique, that are inspired by modern design, often using improvisational piecing or appliqué and including bold colors, high contrast, and simple shapes on neutral backgrounds. Expansive negative space may allow the quilting to take the forefront.
- 10. Small Wall Quilts – Hand Quilted:** Width 30" to 72"; Length 30" to 72". Quilts made for display on a wall, using any technique. Quilting must be predominantly completed by hand.
- 11. Small Wall Quilts – Stationary Machine Quilted:** Width 30" to 60"; Length 30" to 72". Quilting must be predominantly completed on a stationary sewing machine that allows the quilter to move the fabric rather than the machine. Quilts made for display on a wall, using any technique.
- 12. Small Wall Quilts – Movable Machine Quilted:** Width 30" to 60"; Length 30" to 72". Quilting must be predominantly completed on a movable quilting machine that allows the quilter to move the machine head rather than the fabric. Quilts made for display on a wall, using any technique.
- 13. Small Wall Quilts – Quilter's Choice:** Width 30" to 72"; Length 30" to 72". Quilts made for display on a wall, using any technique of your choice.
- 14. Small Wall Quilts – Pictorial:** Width 30" to 84"; Length 30" to 72". Quilts made for display on a wall, using any technique, with representation of a person, place, or thing.
- 15. Small Wall Quilts – 1st Entry in an AQS Paducah Quilt Contest:** Width 30" to 84"; Length 30" to 72". Contestant(s) must not have been displayed in any previous AQS Paducah Quilt Contest or won a cash award in ANY previous AQS contest. Quilts made for display on a wall, using any technique.
- 16. Miniature:** Width no more than 24"; Length no more than 24". All aspects of the quilt are reduced in scale. Quilts may be quilted by hand, machine, or both.

Rules Specific for Grand Rapids

Enter Your Quilt Online by: **March 28, 2024**

To enter the Grand Rapids AQS Quilt Contest, submit your entry(s) online at americanquilter.com/quiltweek. Good Luck!

- All General Quilt Contest Rules apply (See page 2).
- Quilts must have been completed between April 1, 2021 and the entry deadline. "Completed" date refers to any quilt that has been previously entered in any quilt contest; altering the quilt after it has been exhibited will not change the date it was completed.
- Quilts must be available to AQS from July 18, 2024 until one week after the event.
- Quilts must fit within the size requirements and definitions of the categories listed.

Note: See General Rule 4 (page 2) for the definition of Stationary Sewing Machine or Movable Quilting Machine.

Notifications Emailed: June 6, 2024

Written judging evaluations are NOT provided for this quilt contest.

Categories:

- 1. Large Quilts – Stationary Machine Quilted:** Width 60" to 110"; Length 60" or more. Quilting must be predominantly completed on a stationary sewing machine that allows the quilter to move the fabric rather than the machine.
- 2. Large Quilts – Movable Machine Quilted:** Width 60" to 110"; Length 60" or more. Quilting must be predominantly completed on a movable quilting machine that allows the quilter to move the machine head rather than the fabric.
- 3. Hand Quilted Quilts:** Width 40" to 110"; Length 40" or more. Quilts can be any technique; quilting must be predominantly completed by hand.
- 4. Wall Quilts – Stationary Machine Quilted:** Width 30" to 84"; Length 30" to 72". Quilting must be predominantly completed on a stationary sewing machine that allows the quilter to move the fabric rather than the machine. Quilts made for display on a wall, using any technique.
- 5. Wall Quilts – Movable Machine Quilted:** Width 30" to 84"; Length 30" to 72". Quilting must be predominantly completed on a movable quilting machine that allows the quilter to move the machine head rather than the fabric. Quilts made for display on a wall, using any technique.
- 6. Wall Quilts – Modern:** Width 30" to 84"; Length 30" to 72". Quilts, made for display on a wall, using any technique, that are inspired by modern design, often using improvisational piecing or appliqué and including bold colors, high contrast, and simple shapes on neutral backgrounds. Expansive negative space may allow the quilting to take the forefront.
- 7. The Ultimate Guild Challenge:** Width 30" to 60"; Length 30" or more. This challenge honors the results of a quilt guild's challenge to its members. The guild issues its own challenge to its members, choosing rules, fabrics, themes, or whatever! The top eight (8) quilts from the guild are submitted as one entry to The Ultimate Guild Challenge.
 - One entry submission per guild (*include theme, challenge description and rules, contact information, and guild group photo*).
 - Each individual can stitch or quilt on only one challenge quilt for one guild.
 - Information (*title of quilt and size*) must be included for each of the eight (8) quilts, including full and detail images of each quilt (*see rule 6 in General Quilt Contest Rules*).
 - Each guild may submit quilts online at americanquilter.com/quiltweek.

*To enter by mail, download entry form at www.americanquilter.com/quiltweek/aqs-quilt-contests and follow mailing instructions in the General Contest Rules. There will be a processing fee applied to all mailed entry(s).

Rules Specific for Lancaster

Enter Your Quilt Online by: **May 9, 2024**

To enter the Lancaster AQS Quilt Contest, submit your entry(s) online at americanquilter.com/quiltweek. Good Luck!

- All General Quilt Contest Rules apply (See page 2).
- Quilts must have been completed between May 1, 2021 and the entry deadline. "Completed" date refers to any quilt that has been previously entered in any quilt contest; altering the quilt after it has been exhibited will not change the date it was completed.
- Quilts must be available to AQS from August 8, 2024 until one week after the event.
- Quilts must fit within the size requirements and definitions of the categories listed.

Note: See General Rule 4 (page 2) for the definition of Stationary Sewing Machine or Movable Quilting Machine.

Notifications Emailed: July 11, 2024

Written judging evaluations are NOT provided for this quilt contest.

Categories:

1. **Large Quilts - Stationary Machine Quilted:** Width 60" to 110"; Length 60" or more. Quilting must be predominantly completed on a stationary sewing machine that allows the quilter to move the fabric rather than the machine.
2. **Large Quilts - Movable Machine Quilted:** Width 60" to 110"; Length 60" or more. Quilting must be predominantly completed on a movable quilting machine that allows the quilter to move the machine head rather than the fabric.
3. **Hand Quilted Quilts:** Width 40" to 110"; Length 40" or more. Quilt can be any technique; quilting must be predominantly completed by hand.
4. **Wall Quilts - Stationary Machine Quilted:** Width 30" to 84"; Length 30" to 72". Quilting must be predominantly completed on a stationary sewing machine that allows the quilter to move the fabric rather than the machine. Quilts made for display on a wall, using any technique.
5. **Wall Quilts - Movable Machine Quilted:** Width 30" to 84"; Length 30" to 72". Quilting must be predominantly completed on a movable quilting machine that allows the quilter to move the machine head rather than the fabric. Quilts made for display on a wall, using any technique.
6. **Wall Quilts - Fiber Art:** Width 25" to 84"; Length 25" to 72". Small works of art, made for display on a wall, using any technique, displaying innovative, contemporary design and materials, using fabric as the primary medium.
7. **Wall Quilts - 1st Entry in an AQS Lancaster Quilt Contest:** Width 30" to 84"; Length 30" to 72". Contestant(s) must not have been displayed in any previous AQS QuiltWeek Lancaster Contest or won a cash award in ANY previous AQS contest. Quilts made for display on a wall, using any technique.

*To enter by mail, download entry form at www.americanquilter.com/quiltweek/aqs-quilt-contests and follow mailing instructions in the General Contest Rules. There will be a processing fee applied to all mailed entry(s).



2024 AQS Quilt Contest Timetable and Important Dates

CONTEST	ENTRY DEADLINE	NOTIFICATION EMAILS SENT	QUILT DUE AT AQS	WINNER ANNOUNCEMENTS
Daytona Beach	September 21, 2023	November 30, 2023	January 18, 2024	February 21, 2024
Branson	October 12, 2023	January 11, 2024	February 15, 2024	March 13, 2024
Paducah	November 9, 2023	February 15, 2024	March 7, 2024	April 23, 2024
Grand Rapids	March 28, 2024	June 6, 2024	July 18, 2024	August 21, 2024
Lancaster	May 9, 2024	July 11, 2024	August 8, 2024	September 11, 2024

Have YOU ever wanted to enter your quilt in an AQS Quilt Contest?

Have you been unsure if your quilt would be good enough or meet the minimum requirements? Have you wondered where to even begin the process?

We are our own worst critics. We see every detail and flaw in our work. Our friends and family, however, see the beautiful, artistic creation we have made. If your friends and family have been encouraging you to enter a quilt, then chances are your quilt is exactly what we have been looking for! Many past winners have said they never would have entered if it hadn't been for a friend or family member urging them to do so.

So, just what are the requirements to enter a quilt in an AQS Quilt Contest?

The quilt must be quilted either by hand, machine, or both through three layers: top, batting, and backing. It also must fit into one of the size categories of the contest you are entering.

Now that you have decided to enter your quilt and it meets all the requirements for your category, you will need three photos. Don't know where to start? Look at the Photography Suggestions on page 11; they will help you make the best photos possible.

All that's left is to submit your entry online at www.americanquilter.com/quiltweek/aqs-quilt-contests.

It's that easy! Having trouble?

Many answers to the most frequently asked questions can be found by visiting americanquilter.com/quiltweek/aqs-quilt-contests.

For entering a cloth quilt by mail:

Please send complete appropriate entry form, non-refundable entry fee of \$25 per quilt for AQS members or \$40 per quilt for nonmembers, and CD of digital images (*see rule 6*), as well as appraisal and/or design permission, if applicable (*see rule 7*). Add a processing fee of \$5 to mailed entry(s). See the mailing instructions on the entry form.

For entering the Ultimate Guild Challenge by mail:
(*see AQS Grand Rapids Quilt Contest*)

Each guild submits:

- An entry form for the guild (*include challenge description, challenge rules, and contact information for the person coordinating the entry*).
- Eight (8) entry forms for the eight (8) quilts with attached appraisals and/or design permissions, if applicable (*see rule 7*).
- A CD with full and detail images of each quilt (*see rule 6*) and a group photo of the guild members. (*Remember to name each quilt photo according to the rules on page 11 so they match the title of the quilt.*)
- A non-refundable entry fee (\$25 if guild or contestants are AQS members, \$40 if all are non-members), plus a processing fee of \$20 for mailed entry. See the mailing instructions on the entry form.

Questions?

Visit americanquilter.com/quiltweek/aqs-quilt-contests for answers to the most frequently asked quilt contest questions and helpful links. For questions or more quilt contest information, email contests@americanquilter.com or call 270-898-7903.



Paducah • \$127,700

Top Awards

Best of Show	\$20,000*
Best Hand Workmanship	\$12,000*
Best Stationary Machine Workmanship	\$12,000*
Best Movable Machine Workmanship	\$12,000*
Best Wall Quilt	\$5,000*
Best Miniature Quilt	\$3,000*
Best Wall Hand Workmanship	\$3,000
Best Wall Stationary Machine Workmanship	\$3,000
Best Wall Movable Machine Workmanship	\$3,000
Nancy Ann Sobel Award of Merit in Hand Quilting	\$1,000

**Purchase Awards become the property of AQS and are donated to The National Quilt Museum Collection.*

Categories 1–15:

1st Place	\$1,500
2nd Place	\$1,000
3rd Place	\$750
Honorable Mention	\$100

Categories 16:

1st Place	\$500
2nd Place	\$300
3rd Place	\$200
Honorable Mention	\$100
Judges' Recognition	\$550
Viewers' Choice – Large Quilts	\$300
Viewers' Choice – Small Quilts	\$300

All Other AQS QuiltWeek Shows • \$54,700

Best of Show	\$10,000
Best Wall Quilt	\$3,500
Best Hand Workmanship	\$3,500
Best Stationary Machine Workmanship	\$3,500
Best Movable Machine Workmanship	\$3,500
Best Original Design	\$3,500
Best Traditional Design	\$3,500

In All Categories

1st Place	\$1,500
2nd Place	\$1,000
3rd Place	\$750
Honorable Mention	\$100
Viewers' Choice	\$250



Design Permissions

Who Needs to Seek Permission?

If your quilt is a completely original design (Totally Original), it is not based on ANY traditional or modern quilt pattern(s), photography or stock image, artwork, or printed fabric panel. Totally original does not need to worry about getting design permission. However, if you use someone else's pattern, artwork, photography, or even another quilt as the basis, starting point, or full source of your design, it is important that you ask for and receive that person's permission before displaying your quilt publicly. Even though the quilt and the hard work are all yours, the design is the intellectual property of its creator. Your quilt, even if the design has been altered, is considered a derivative work of their original design.

I Paid for My Pattern – That Means I Have the Designer's Permission, Right?

Many people believe that by purchasing a pattern, they are purchasing the right to use the pattern in whatever way they see fit, but this is not the case. Purchasing a pattern (*or book, or photo, or magazine*) gives you permission to make a quilt from the pattern only for your own use. It does not grant permission to publicly display the quilt for competition or to use it for commercial purposes. To do this, you need to ask the creator for their permission. This is not difficult or time-consuming, and it is often a very pleasant experience.

What if I Altered the Design to Make it My Own?

Quilters are often inspired by others' work in photography, sculpture, painting, or fabric arts. If the other artist's work is visible and identifiable in your work, even though it might not be exactly the same, you still need to ask their permission. If it is not visible or identifiable, it is still a good idea, and a respectful courtesy, to credit that artist, even if you do not ask permission.

How Do I Ask Permission?

Seeking permission does not have to be intimidating or difficult. In most cases, a simple email or short letter is all that is needed. Contact information is usually available through the book, magazine, or pattern company, and may even be printed in the book, magazine, or on the pattern. Often, designers, photographers, and artists have their own websites with contact information posted. Tell the artist/designer that you have made a quilt from their pattern/artwork, attach a photo, and ask their written permission to enter and display it in the show and to publish photographs with proper credit. Depending on where you found the pattern or artwork, you may need to contact the publisher as well. Most of the time, people are happy to hear that a quilt inspired by their work has been accepted into a juried quilt contest or show.

Is it Enough to Have Permission?

Gaining permission is the biggest hurdle in avoiding copyright infringement, but not the only one. It is not enough to just get permission; you have to give proper credit to the designer/artist. Provide the name of the artist/designer, the title and publisher of the book, magazine, or website if applicable, and any other information that may seem important.

Why Insuring Your Quilt During Shipment May Not Be Enough

If you are concerned about protecting the value of your quilts, have them appraised, and use a fine arts rider on your homeowner's insurance rather than buying the shipper's insurance. If you can't use your homeowner's insurance, shipping insurance is fine as long as you have an appraisal.

The reason for this is simple. Major carriers (*UPS, FedEx, etc.*) will gladly allow you to place any value on your shipment and charge you accordingly. However, if your shipment becomes damaged or is lost, things get a little complicated.

Example: Jane Doe ships her quilt across four states using one of the major carriers. Somewhere in transit, the package suddenly falls off the map. Tracking shows it got halfway there, and then nothing has happened for several days. Jane promptly contacts the carrier and has a trace placed on the shipment. The carrier calls in a few days and says the package has been determined to be lost or stolen.

Jane then begins the process of making a claim on the package. The carrier's first question will be whether the package was insured. Jane breathes a sigh of relief because she had conscientiously placed an insurance value of \$2,000 on the package. The carrier then asks Jane if she had an appraisal on the item. Jane responds that she did not. The carrier then tells her that they will only refund her the cost of the materials used to make the quilt. Her time, artistic ability, past quality of work, etc. are all inconsequential without the written appraisal.

This is why it is very important to have a certified appraiser do an appraisal of your quilt. It is a relatively small amount of money to protect your art.

For more information about appraisals, go to americanquilter.com, and under the Quilting Community tab, select AQS Appraisers, then Appraisers List.



Photography Suggestions

Picture this: You've spent months cutting, sewing, and striving for perfection. You've been up to your ears in batting, thread, and fabric. You've made the quilt of your dreams. After all that hard work, your quilt is finished. Your quilt entry has to be entered today! Frantically, you throw your quilt over a banister and shoot a picture. You may have just made the best quilt of your entire life.

It may, in fact, be "Best of Show"-worthy. But you're forgetting one important detail: In order for your quilt to hang in one of our shows, it must first be juried. How do we jury your quilts? You guessed it...by YOUR photography.

We've received our share of excellent photography...but we've also seen some of the worst. Below you will find some helpful hints to go by when photographing your next masterpiece! Remember, your pictures are all our jurors can see. Show your best work!

First, make sure your camera is on the highest-quality setting. This will, indeed, make your file sizes larger. A larger image is NOT a problem. In most cases, the larger the file size, the better the image quality; the more megapixels you use, the better your photograph will be. Also (*and we can't stress this enough*) be sure your camera is in focus when shooting your quilt.

The full shot image must be exactly what it says: a FULL shot.

This means no folded corners, no bushes or trees in front of the quilt, and no fingers peeking over the top. For the best results, suspend your quilt from a curtain rod, letting it hang freely. Shoot your quilt at a 90° angle from the CENTER of the quilt. If you shoot your quilt from above or below, the quilt does not appear square (*see illustrations*). Do not photograph your quilt lying on a bed or the floor.

Use your best source of lighting.

The best results come when shooting outdoors on a cloudy day. The distilled sunlight creates just the right lighting for your quilts. Avoid harsh, direct sunlight, as it blows out the color of your work. If you must shoot your quilt indoors, choose a room with the most natural lighting and try to avoid any shadowing over your quilt.

When selecting your detail shot, choose a 12-inch section of your quilt that is your best work. You know your best work, so show it in your detail shot. Make sure you're not physically too close to your quilt when taking the picture, as your camera may have trouble focusing. Not only will your quilt photographs be viewed by our jury, but if your quilt is selected to hang in any of our QuiltWeek events, your photograph may be used and reused for publication and republication in AQS QuiltWeek material, digital or printed. We know you've worked hard on your quilt. Don't jeopardize your quilt's future with bad photography!

Save Images As:

JPEGs in all lower-case with no spaces.

Use - in place of a space as shown below.

Full: title-of-quilt-f

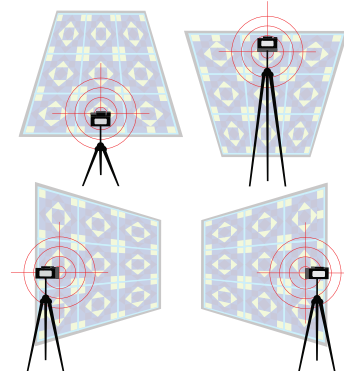
Detail: title-of-quilt-s

Headshot: firstname-lastname

A headshot is a photo of you from the shoulders up. If you are a group or team of quilters, please use a group photo that includes everyone. (*If you are a group of quilters, save as group-name.*)

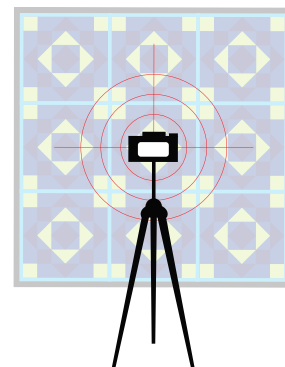
DON'T

shoot from above or below or from either side.




DO

shoot at a 90° angle at the center of the quilt



Upload Troubleshooting

If you find that you are having trouble uploading your photos, make sure your photo is saved as a JPEG and under 10 MB. Depending on your network, it may take several minutes to complete the upload. It may appear that nothing is happening, but try waiting 2 to 3 minutes to see if it uploads successfully. (*Note: Our registration software does not support iPads or Smart devices.*)



2024 Categories by AQS QuiltWeek Show

Daytona Beach Categories:

1. Large Quilts – Stationary Machine
Quilted: Width 60" to 110"; Length 60" or more.
2. Large Quilts – Movable Machine
Quilted: Width 60" to 110"; Length 60" or more.
3. Hand Quilted Quilts: Width 40" to 110"; Length 40" or more.
4. Wall Quilts – Stationary Machine
Quilted: Width 30" to 84"; Length 30" to 72".
5. Wall Quilts – Movable Machine Quilted: Width 30" to 84"; Length 30" to 72".
6. Wall Quilts – Pictorial: Width 30" to 84"; Length 30" to 72".
7. Wall Quilts – 1st Entry (*see Daytona Beach Rules*): Width 30" to 84"; Length 30" to 72".

Branson Categories:

1. Large Quilts – Appliquéd Quilts: Width 60" to 110"; Length 60" or more.
2. Large Quilts – Pieced Quilts: Width 60" to 110"; Length 60" or more.
3. Hand Quilted Quilts: Width 40" to 110"; Length 40" or more.
4. Wall Quilts – Appliquéd Quilts: Width 30" to 84"; Length 30" to 72".
5. Wall Quilts – Pieced Quilts: Width 30" to 84"; Length 30" to 72".
6. Wall Quilts – Pictorial: Width 30" to 84"; Length 30" to 72".
7. Wall Quilts - 1st Entry in an AQS Branson Quilt Contest: Width 30" to 84"; Length 30" to 72".

Paducah Categories:

1. Large Quilts – Stationary Machine
Quilted: Width 60" to 110"; Length 80" or more.
2. Large Quilts – Movable Machine
Quilted: Width 60" to 110"; Length 80" or more.
3. Large Quilts – 1st Entry (*see Paducah Rules*): Width 60" to 110"; Length 60" or more.
4. Hand Quilted Quilts: Width 60" to 110"; Length 50" or more.
5. Group Quilts: Width 60" to 110"; Length 40" or more.
6. Wall Quilts – Stationary Machine
Quilted: Width 50" to 96"; Length 40" or more.
7. Wall Quilts – Movable Machine Quilted: Width 50" to 96"; Length 40" or more.
8. Wall Quilts – Quilter's Choice: Width 50" to 96"; Length 40" or more.
9. Wall Quilts – Modern: Width 50" to 96"; Length 40" or more.
10. Small Wall Quilts – Hand Quilted: Width 30" to 72"; Length 30" to 72".
11. Small Wall Quilts – Stationary Machine
Quilted: Width 30" to 60"; Length 30" to 72".
12. Small Wall Quilts – Movable Machine
Quilted: Width 30" to 60"; Length 30" to 72".
13. Small Wall Quilts – Quilter's Choice: Width 30" to 72"; Length 30" to 72".
14. Small Wall Quilts – Pictorial: Width 30" to 84"; Length 30" to 72".
15. Small Wall Quilts – 1st Entry (*see Paducah Rules*): Width 30" to 84"; Length 30" to 72".
16. Miniature: Width no more than 24"; Length no more than 24".

Grand Rapids Categories:

1. Large Quilts – Stationary Machine
Quilted: Width 60" to 110"; Length 60" or more.
2. Large Quilts – Movable Machine
Quilted: Width 60" to 110"; Length 60" or more.
3. Hand Quilted Quilts: Width 40" to 110"; Length 40" or more.
4. Wall Quilts – Stationary Machine
Quilted: Width 30" to 84"; Length 30" to 72".
5. Wall Quilts – Movable Machine Quilted: Width 30" to 84"; Length 30" to 72".
6. Wall Quilts – Modern: Width 30" to 84"; Length 30" to 72".
7. The Ultimate Guild Challenge: Width 30" to 60"; Length 30" or more.

Lancaster Categories:

1. Large Quilts – Stationary Machine
Quilted: Width 60" to 110"; Length 60" or more.
2. Large Quilts – Movable Machine
Quilted: Width 60" to 110"; Length 60" or more.
3. Hand Quilted Quilts: Width 40" to 110"; Length 40" or more.
4. Wall Quilts – Stationary Machine
Quilted: Width 30" to 84"; Length 30" to 72".
5. Wall Quilts – Movable Machine Quilted: Width 30" to 84"; Length 30" to 72".
6. Wall Quilts – Fiber Art: Width 25" to 84"; Length 25" to 72".
7. Wall Quilts - 1st Entry in an AQS Lancaster Quilt Contest: Width 30" to 84"; Length 30" to 72".

Where will my quilt fit?

AQS Contest Size Requirements

2024	Daytona Beach	Branson	Paducah	Grand Rapids	Lancaster
Hand Sizes	W 40"-110" L 40" or more	W 40"-110" L 40" or more	W 60"-110" L 50" or more --AND-- W 30"-72" L 30"-72"	W 40"-110" L 40" or more	W 40"-110" L 40" or more
Large Quilt Sizes	W 60"-110" L 60" or more	W 60"-110" L 60" or more	W 60"-110" L 80" or more	W 60"-110" L 60" or more	W 60"-110" L 60" or more
Wall Quilt Sizes	W 30"-84" L 30"-72"	W 30"-84" L 30"-72"	W 50"-96" L 40" or more	W 30"-84" L 30"-72"	W 30"-84" L 30"-72"
Small Wall Sizes	X	X	W 30"-60" L 30"-72"	X	X
1st Entry Sizes	W 30"-84" L 30"-72"	W 30"-84" L 30"-72"	W 60"-110" L 60" or more --AND-- W 30"-84" L 30"-72"	X	W 30"-84" L 30"-72"
Special Category Sizes	X	X	Miniature: W no more than 24" L no more than 24" ---AND--- Small Wall Quilter's Choice: W 30"-72" L 30"-72"	Ultimate Guild Challenge: W 30"-60" L 30" or more	Wall Quilts – Fiber Art: W 25"-84" L 25"-72"

SIZE REQUIREMENTS



AQS Quilt Contest Entry Form

Make it easy and **SAVE** the processing fee.Enter Online at: americanquilter.com/quiltweek

AQS Membership #: _____ Membership Exp. Date: _____

Entrant(s) or Group Name: _____

(ONLY THESE Name(s) will be used in the Show Book and on the Quilt Tag)

Street: _____

City: _____ State: _____ Country: _____ Zip or Postal Code: _____

Phone: _____ Cell: _____ Email: _____

(Notifications are Emailed)

Name of Newspaper (for press release): _____ Newspaper Email: _____

Select Your Show:

☐ Daytona Beach Deadline: 9/21/23☐ Branson Deadline: 10/12/23☐ Paducah Deadline: 11/9/23☐ Grand Rapids Deadline: 3/28/24☐ Lancaster Deadline: 5/9/24

Information About Your Entry:

Quilt Category (select from categories listed on page 12): _____

Title: _____ Width: _____ inches by Length: _____ inches

Approx. Insurance Value \$: _____ (Over \$1,000 requires an attached appraisal. Maximum insured value is \$4,000)

Quilted by: _____ Other Stitchers: _____

Brief Description (25 words): _____

Techniques: (List techniques used) _____

Quilting: (Choose all that apply) ☐ Hand ☐ Stationary Sewing Machine ☐ Movable Quilting Machine

(see general rule 4 on page 2)

Design Pattern Source: (Choose all that apply: Use separate paper for additional space.)

☐ Totally original (definition: new creation, NOT a copy of a previous work; traditional patterns or designs by others are NOT used)☐ Pattern(s) used; list pattern source (if ANY patterns were used, please list them below). Design permission required.☐ Design inspired by another quilt or photograph (please list the source below). Design permission required.☐ Design inspired by another source (please list the source of inspiration below). Design permission required.

Source of Inspiration/Pattern Name

Source

Author/Designer/Photographer/Artist

Contact Information

I have read the rules and agree, and I acknowledge that I wish to enter the above item and agree to abide by all quilt contest rules as well as any decision of the jury/judges. I certify that this form has been filled out in its entirety and is complete, true, and accurate to the best of my information, knowledge, and belief. If my quilt becomes accepted in the American Quilter's Society (AQS) QuiltWeek event, I acknowledge and understand that my signature below gives AQS the right to use my quilt photo for promotion of AQS QuiltWeek events in publications, advertisements, and other printed or digital material. I further understand that AQS will request permission before using the quilt entered for any other commercial purpose.

Signature

Credit Card (Visa, MasterCard, Discover, or American Express)

Card Number

Exp. Date

Ver. Code

Check # _____

Please put your name on the CD-Rom and mail digital images (as outlined in the rules), completed entry form, appraisal, design permission, and fee for each quilt to:

American Quilter's Society
2024 Quilt Contest Entry
PO Box 3290
Paducah, KY 42002-3290

Member Entry Fee.....\$25.00 \$ _____

General Entry Fee.....\$40.00 \$ _____

(Want to be an AQS Member?)

1 Year US Membership\$25.00 \$ _____

1 Year International

Membership\$45.00 \$ _____

TOTAL ENTRY FEE: \$ _____

TOTAL MEMBERSHIP: \$ _____

PROCESSING FEE: \$5.00

GUILD PROCESSING FEE: \$20.00

(Grand Rapids ONLY)

GRAND TOTAL: \$ _____



QuiltWEEK[®] SHOWS 2024

Contest Timetable and Important Dates

CONTEST	ENTRY DEADLINE	NOTIFICATION EMAILS SENT	QUILT DUE AT AQS	WINNER ANNOUNCEMENTS
Daytona Beach	September 21, 2023	November 30, 2023	January 18, 2024	February 21, 2024
Branson	October 12, 2023	January 11, 2024	February 15, 2024	March 13, 2024
Paducah	November 9, 2023	February 15, 2024	March 7, 2024	April 23, 2024
Grand Rapids	March 28, 2024	June 6, 2024	July 18, 2024	August 21, 2024
Lancaster	May 9, 2024	July 11, 2024	August 8, 2024	September 11, 2024

NATIONAL BRAND PARTNERS

JANOME
Reliability by Design

Gammill

a accuquilt
better cuts make better quilts