

\$2.00 or Free with Admission

QUILTING ON A GRAND SCALE



Grand Rapids

AUGUST 20-23, 2025

Wed.-Fri. 9:00 am-5:00 pm

Sat. 9:00 am-4:00 pm

DEVOS PLACE

CONVENTION CENTER

303 Monroe Avenue NW
Grand Rapids, MI 49503

NATIONAL BRAND PARTNERS



SHOW BOOK

*Your Guide to Adventure
Contained Within* →





CELEBRATING 10 YEARS
ANNIVERSARY EDITION

REACH FOR THE SKYLINE



SKYLINE

Anniversary Editions

Janome is marking the 10th year of our Skyline Series with a stylish redesign of this popular sewing and quilting machine. The contemporary slim head design, top-tier features, and renowned reliability will elevate the professionalism of all your sewing and quilting projects.



Visit **Gall Sewing and Vacuum Centers** in **Booth 1201**



www.janome.com



© 2025 Janome

www.janome.com/products/machines/skyline-ae/



JANOME
Reliability by Design

QUILT TOURS

BEAUTIFUL JOURNEYS
HANDCRAFTED FOR QUILTERS


Country Heritage Tours



START YOUR NEXT QUILTING ADVENTURE TODAY.
SCAN TO DISCOVER 20+ HANDCRAFTED
JOURNEYS TO QUILT SHOWS AND
PATCHWORK FESTIVALS AROUND THE WORLD.

WWW.COUNTRYHERITAGETOURS.COM





ICON KEY

ICONS AT THE SHOW AND IN THIS SHOW BOOK

Look for these icons throughout
this book and on signs at the show.



CONTACT US

EXECUTIVE SHOW DIRECTOR . . . michelle.hiatt@americanquilter.com
CHIEF OPERATIONS OFFICER terry.guill@americanquilter.com
GENERAL INFORMATION shows@americanquilter.com
ADMISSIONS shows@americanquilter.com
SPONSORSHIPS tamara.hanes@americanquilter.com
EXHIBITORS vendors@americanquilter.com
MEDIA betsey.langford@americanquilter.com
TOUR GROUPS genesis.hawes@americanquilter.com
CLASS REGISTRATIONS registration@americanquilter.com
INSTRUCTOR APPLICATIONS . . . michelle.hiatt@americanquilter.com
CONTESTANTS contests@americanquilter.com
SHIPPING QUILTS terry.guill@americanquilter.com
APPRAISALS michelle.thompson@americanquilter.com
MEMBERSHIP memserv@americanquilter.com
CUSTOMER SERVICE customerservice@americanquilter.com
DESIGN brittany.borden@americanquilter.com
. drew.johnson@americanquilter.com
TOLL-FREE NUMBER 1-800-626-5420

Follow AQS Online:

Facebook: facebook.com/AQSonline

YouTube: youtube.com/quilttv

Website: americanquilter.com

About the American Quilter's Society (AQS)

The American Quilter's Society is the largest quilting membership organization in the world. For over 40 years, AQS has been the leading voice in quilting inspiration and advice through a broad suite of products—magazines, books, live events, contests, workshops, online networks, patterns, fabrics, and catalogs. At AQS, we believe that with inspiration and advice, the creative individual can take their quilting projects beyond what they had imagined; that is why inspiration is central to everything we do. The best in quilt artistry select AQS events to display their work, and the newest quilters learn from the knowledge and inspiration of AQS members.

To the maximum extent of the law, your attendance and participation, including that of your children and minors accompanying you, in any AQS QuiltWeek workshops, lectures, or special events (paid for or not), is conditioned upon your agreement to hereby indemnify American Quilter's Society, its employees, volunteers, and contractors from, and never to make any claim for, injury, loss, or damage to you or your children and minors accompanying you, against American Quilter's Society, its employees, volunteers, and contractors, caused by its very own negligence, strict liability, or for any other reason. By signing the registration form, registering online, or paying for show admission, you agree to the above terms and conditions.

TABLE OF CONTENTS



6 WELCOME

8 SPONSORS



20 MERCHANT MALL



- 20 Vendor List & Booth Numbers
- 23 Vendors by Category
- 24 Merchant Mall Vendor Map
- 28 I Am AQS Participating Vendors
- 30 AQS Learning Center

10 OVERHEAD MAPS



12 PARKING MAPS

14 GENERAL INFORMATION



- 14 AQS Quilt Show Information including Workshops, Lectures, Special Events, Special Exhibits, AQS Lounge
- 15 AQS Quilt Show Information, including AQS Quilt Appraisals, Package Check, Dining Information, Scooter Rental, Lost & Found
- 16 Charities, AQS Photography, and other AQS Quilt Show Policies

34 SPECIAL EXHIBITS



- 34 AQS Medallion Inspirations Collection Special Exhibit | Beyond Tradition: Abstract Quilts from the National Quilt Museum | Cherrywood Challenge: Poppy - Petal & Seed
- 36 Two of Us: Quilts by Pat Holly and Sue Nickels | AQS Creativity Challenge: My Dream_____Cabana | Name That Tune by Art Quilt Guild - Oakland

40 CONTEST QUILTS



- 40 Alphabetical Listing of Contestants
- 44 Contest Quilt Descriptions

18 SCHEDULE OF EVENTS



69 FUTURE AQS QUILTWEED DATES

AQS CONTEST JUDGES

Judith Baker Montano

Kathy Beltz

Kristina Whitney

AQS INSTRUCTORS & LECTURERS

Kathie Beltz

Barbara Blanton

Julia Graves

Linda J. Hahn

Reeze Hanson

Michelle Renee Hiatt

Judith Baker Montano

Carolina Oneto

Bob Purcell

Kyra Reps

Cindy Seitz-Krug

Annie Smith

David Taylor

Jeanette Walton

Kristina Whitney



GRAND RAPIDS

Welcome

American Quilter's Society is absolutely thrilled to be back in the vibrant city of Grand Rapids, Michigan, and we couldn't be more excited to share a week entirely dedicated to the art and passion of quilting with you.

Prepare to immerse yourself in a world of creativity and inspiration! This year's AQS QuiltWeek offers an unparalleled opportunity to deepen your quilting skills with a diverse array of engaging classes taught by renowned instructors. Expand your knowledge and perspective through insightful lectures that delve into various aspects of quilting history, technique, and design. And of course, no QuiltWeek would be complete without a visit to our extensive Vendor Merchant Mall, where you'll discover an incredible selection of fabrics, notions, patterns, and everything else your quilting heart desires.

But most of all, prepare to be inspired. Wander through over 675 breathtaking contest quilts and special exhibits showcasing an astonishing collection of beautiful quilts. Marvel at the precision and artistry of our award-winning and semi-finalist contest quilts, each a testament to the dedication and talent of quilters from around the globe. Explore captivating special exhibits that push the boundaries of traditional and contemporary quilting, leaving you with fresh ideas and a renewed passion.

See extraordinary quilt exhibits: *AQS Creativity Challenge: My Dream ___ Cabana (You Fill in the Fun!)*, *AQS Medallion Inspirations Collection Special Exhibit*, *Beyond Tradition: Abstract Quilts from the National Quilt Museum*, *Cherrywood Challenge: The Poppy & The Seed*, *Name That Tune*, and

Two of Us: Quilts by Pat Holly and Sue Nickels. And when you need a break, relax in the AQS Lounge sponsored by AccuQuilt.

You'll enjoy these special events: *VIP Quilt Tour with Michelle Renee Hiatt and Michelle Thompson*, *All-Star Review*, *AQS Game Night*, *Quilter's Feud*, and *An Evening with Linda Hahn (Concept to Quilted)*. *Lunch and Learns* are held daily, Wednesday through Friday. Please visit the AQS Information Center located at the show entrance for event tickets and workshop availability.

When you feel like taking a moment to sit down, join the West Michigan Quilt Guild at their Sit & Sew booth #1050. Help them by making a block or two for their Quilts of Valor Project. Quilts made will be donated to comfort and heal service members and veterans touched by war through the Quilts of Valor. Sewing machines, irons, and all materials are provided. We can make a difference by sewing for charity at the show!

In this Show Book, you will find maps to navigate the show, information about our vendors who have traveled near and far, and details about our Contest Quilts and their quiltmakers. Don't hesitate to ask any AQS staff member to answer your questions.

Whether you're a seasoned quilter or just beginning your journey, AQS QuiltWeek Grand Rapids 2025 promises a memorable and enriching experience for everyone. We invite you to join us for a week of learning, shopping, connecting, and most importantly, celebrating the incredible art of quilting!

BERNINA 7 SERIES

MORE JOY OF PRO

For more info, visit
Gall Sewing & Vacuum,
your BERNINA Authorized
Dealer, at Booth 1407
—or Booth 1506 for
longarms!



BERNINA
made to create



THANK YOU TO OUR NATIONAL BRAND PARTNERS



THANK YOU TO OUR SPONSORS



THANK YOU, CLASSROOM SPONSORS



Grand Rapids Quilt Contest Cash Awards • \$54,550

Best of Show	\$10,000
Best Wall Quilt	\$3,500
Best Hand Workmanship.....	\$3,000
Best Stationary Machine Workmanship	\$3,000
Best Movable Machine Workmanship.....	\$3,000
Best Original Design.....	\$2,500
Best Use of Color	\$2,500

In All Categories:

First Place.....	\$1,500
Second Place	\$1,000
Third Place	\$750
Honorable Mention.....	\$100
Viewers' Choice.....	\$250

NEW

GO! BOLT™

ELECTRIC FABRIC CUTTER

GOODBYE,
ROTARY
CUTTER!



ELECTRIC MADE AFFORDABLE.

Power & Portability Meets Affordability

- Accurate cuts with zero effort
- 10x faster than rotary cutting
- Compact & travel-friendly (Only 8.5lbs!)
- Cuts up to 4 layers of cotton fabric



*Patents Pending

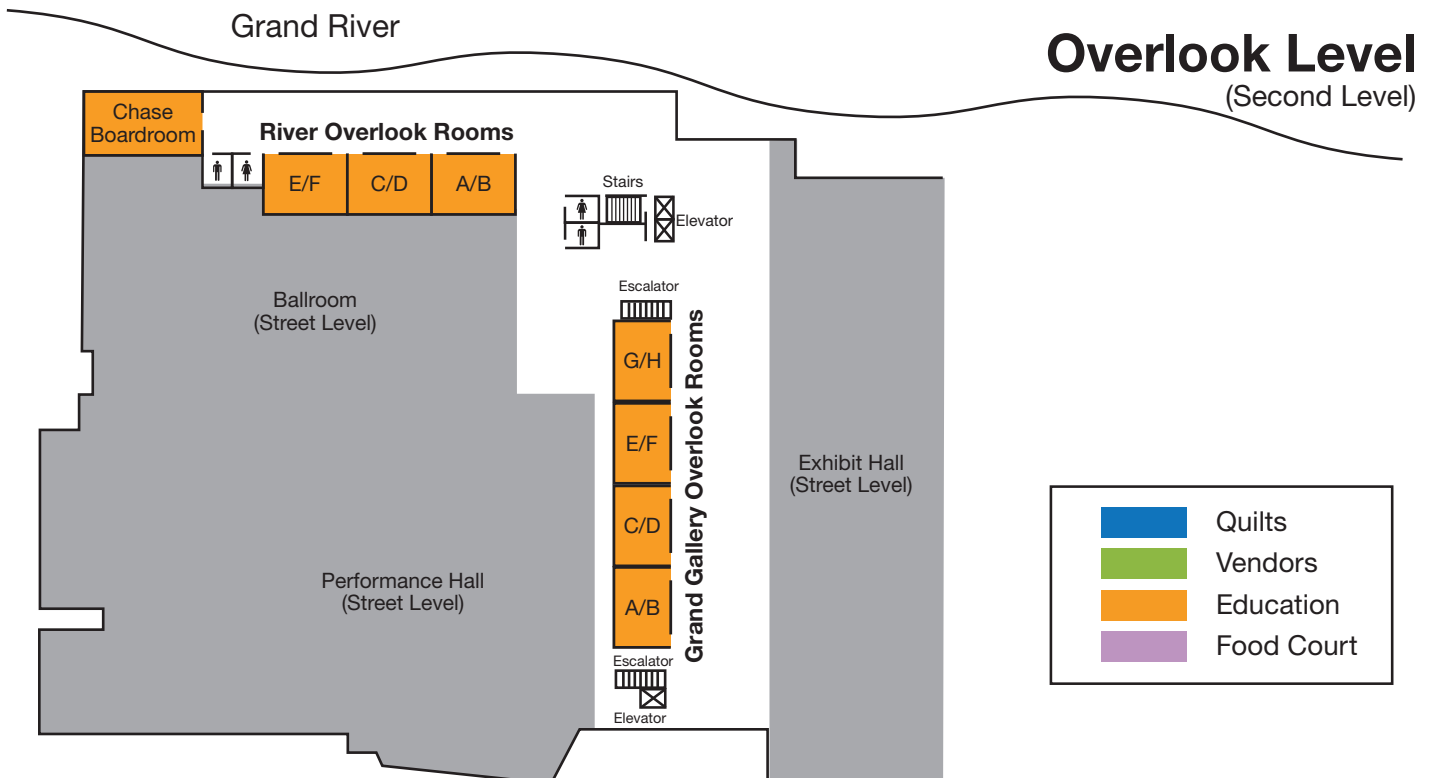
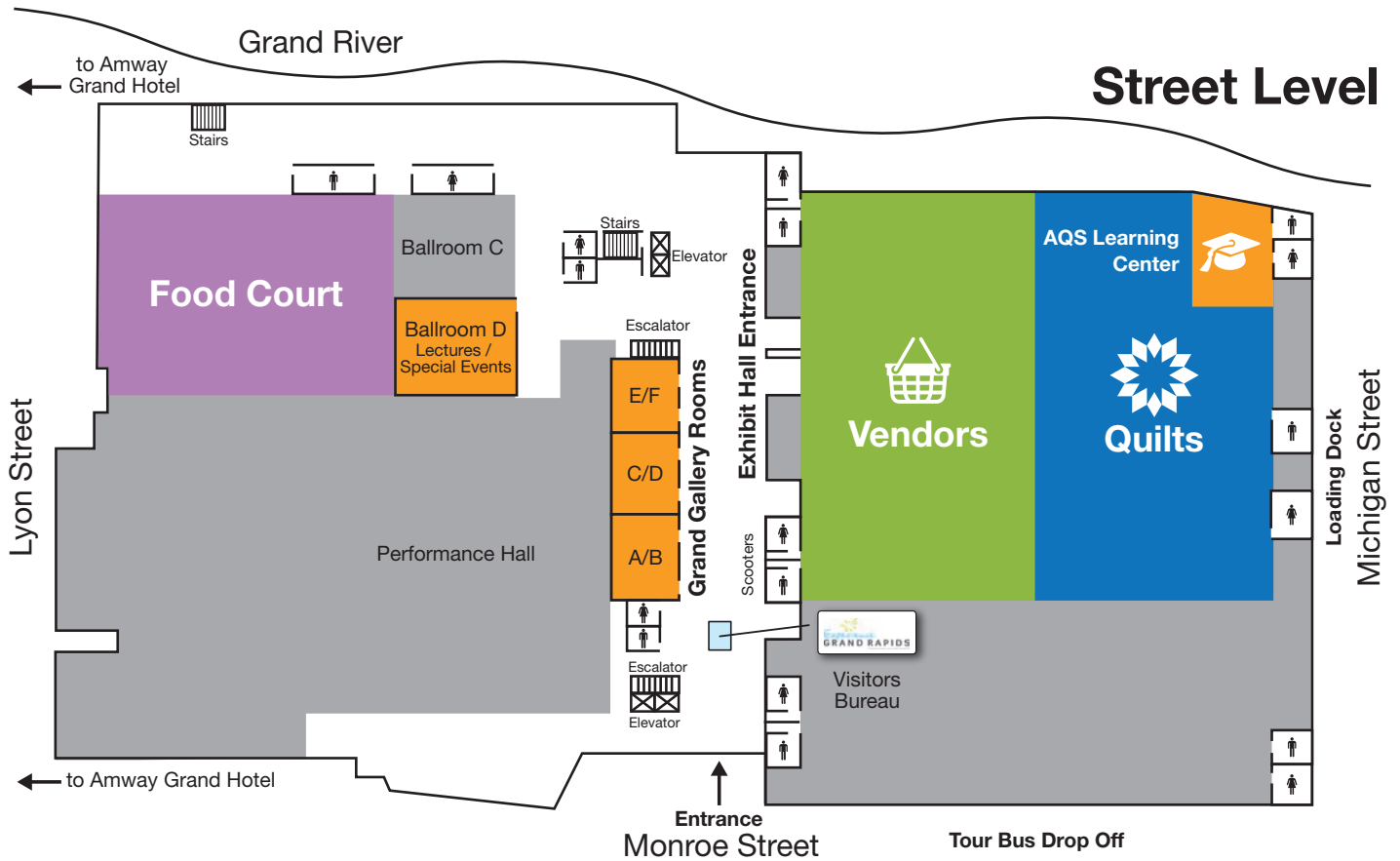
Visit AccuQuilt and June Tailor at booth #1307 to
see the GO! Bolt™ Electric Fabric Cutter in action!



©2025 AccuQuilt A250BAQS



DEVOS PLACE CONVENTION CENTER



AVENEER

SEWING · EMBROIDERY · QUILTING



SCAN TO
LEARN MORE

Gall Sew & Vac

Booth # 1601

www.gallsewingvac.com

©2025 Brother International Corporation. ©Disney

brother
at your side



DOWNTOWN GRAND RAPIDS

DASH THE DOWNTOWN AREA SHUTTLE

The Downtown Area Shuttle, or DASH, is a system of bright pink buses connecting key downtown Grand Rapids locations and parking lots. DASH provides visitors and residents a convenient way to travel to and from downtown attractions, restaurants, shops, entertainment venues and community spaces. And get this – it's totally FREE to ride!

All stops along the DASH route are visited every 15 minutes, so you don't have to wait long for a ride. No tickets or passes are needed, making boarding quick and easy. Buses travel both clockwise and counterclockwise around downtown, so make sure you're on the correct side of the street for your destination.

Current operational hours for the DASH route are:

MONDAY – FRIDAY:
7:00 A.M. – 12 A.M.

SATURDAY:
11:00 A.M. – 1:00 A.M.

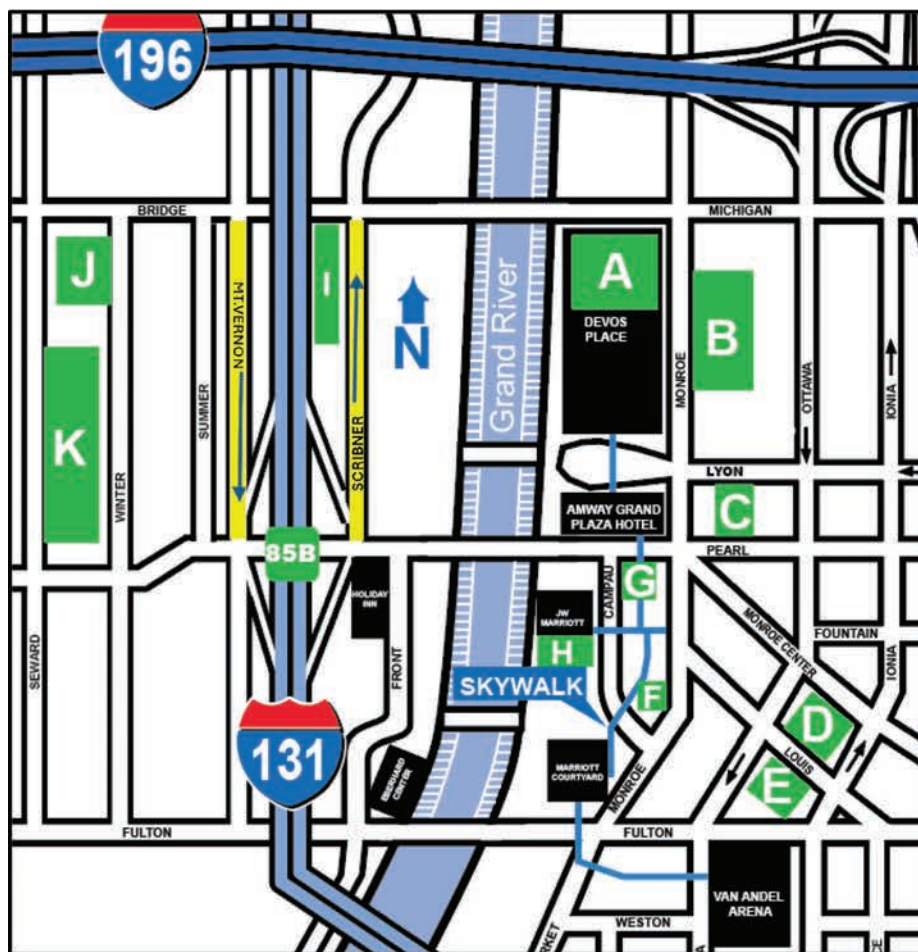
SUNDAY:
11:00 A.M. – 5:00 P.M.

You can get real-time DASH departure times on the Transit and MyStop mobile apps available for Android and iOS.

For more info visit:
experiencegr.com/dash



DOWNTOWN PARKING FACILITIES AND PRICES



TOUR BUS PARKING - First come, first served basis

DOWNTOWN HOTELS

AMWAY GRAND PLAZA
187 Monroe Ave. NW

CITY FLATS HOTEL
83 Monroe Center St. NW

COURTYARD BY MARRIOTT DOWNTOWN
11 Monroe Ave. NW

HOLIDAY INN DOWNTOWN
310 Pearl St. NW

JW MARRIOTT
235 Louis St. NW

DOWNTOWN VENUES

DEVOS PLACE CONVENTION CENTER
303 Monroe Ave. NW

VAN ANDEL ARENA
130 Fulton St. W

A. DEVOS PLACE RAMP

\$2.00/half hour - \$25.00 max;
\$13.00 evening rate after 5 p.m.
on weekends and during events.

B. GOVERNMENT CENTER RAMP

\$2.00/half hour - \$24.00 max;
\$12.00 evening rate after 5 p.m.
and during events.

C. ELLIS MIDTOWN RAMP

\$3.00/half hour - \$30.00 max;
\$17.00 evening rate after 5 p.m.
\$38.00 overnight rate per day

D. MONROE CENTER RAMP

Sixty minutes free before 6 p.m.
\$2.00/half hour - \$24.00 max;
\$12.00 evening event rate

E. OTTAWA FULTON RAMP

\$2.00/half hour - \$24.00 max;
\$15.00 evening rate after 5 p.m.,
on weekends, and during events.

F. LOUIS CAMPAN RAMP

\$2.00/half hour - \$24.00 max;
\$14.00 evening rate after 5 p.m.
and during events

G. AMWAY GRAND PLAZA RAMP

\$3.00/half hour; \$6.00/hour;
\$32.00 day rate (up to 9 hours);
\$35.00 max daily;
\$41.00 overnight for registered
guests; new day starts at 4 a.m.
\$64.00 lost ticket

H. JW MARRIOTT RAMP

\$3.00/half hour; \$4.00/hour;
\$32.00 day rate (up to 9 hours);
\$35.00 max daily;
\$41.00 overnight for registered
guests; new day starts at 4 a.m.
\$64.00 lost ticket

I. DASH SHUTTLE LOT - SCRIBNER

\$4.00 coin, cash or credit card,
pay upon exiting; \$6.00 event rate

J. DASH SHUTTLE LOT - AREA 8

\$5.00 coin, cash or credit card;
\$6.00 event rate

K. DASH SHUTTLE LOT - AREA 9

\$3.00 coin, cash or credit card,
pay upon exiting; \$6.00 event rate

*Above prices as of June 1st, 2025.
Prices subject to change*


**Experience
GRAND RAPIDS**



GENERAL INFORMATION

ADMISSION: (One Grand Rapids Show Book FREE with paid admission)



AQS Member Prices:

\$12 daily, \$21 two-day, \$28 multi-day

General Admission:

\$15 daily, \$27 two-day, \$35 multi-day

AQS QUILTWEK SHOW HOURS:

Wednesday, August 20 th	9:00 a.m. to 5:00 p.m.
Thursday, August 21 st	9:00 a.m. to 5:00 p.m.
Friday, August 22 nd	9:00 a.m. to 5:00 p.m.
Saturday, August 23 rd	9:00 a.m. to 4:00 p.m.

AQS INFORMATION CENTER:

The AQS Information Center is located inside the Exhibit Hall at the DeVos Place Convention Center. If you are not able to print your name badge, please come by the AQS Information Center for assistance. Name badge holders are available at the AQS Information Center.



AQS INFORMATION CENTER HOURS:

Wednesday, August 20 th	7:15 a.m. to 5:00 p.m.
Thursday, August 21 st	8:00 a.m. to 5:00 p.m.
Friday, August 22 nd	8:00 a.m. to 5:00 p.m.
Saturday, August 23 rd	8:00 a.m. to 4:00 p.m.

WORKSHOPS, LECTURES, AND SPECIAL EVENTS:

Tickets are available for Workshops, Lectures, and Special Events at the AQS Information Center inside the Exhibit Hall. Check for class availability; there are still some openings, and many have kits. Sewing machines, irons, rotary cutters, and cutting mats are provided for all students in classes that require machines; students are prohibited from bringing their own machines or irons into the classroom.



Thank you to these sponsors for providing classroom machines: BERNINA of America, Elna USA, Handi Quilter, Husqvarna Viking / Smith-Owen Sewing & Quilting, Janome, and PFAFF / Smith-Owen Sewing & Quilting; technology by Electric Quilter. Cutting equipment by AccuQuilt & June Tailor, Magic Spray by Faultless Brands, irons by Panasonic, rulers by Quilters Select, coupons for thread by WonderFil Specialty Threads, and Lunch & Learn Notebooks by Martelli Enterprises.

CLASSROOM LOCATIONS:

Classrooms are located on the first and second levels of the DeVos Place Convention Center. Special Events and Lectures are located in Ballroom D.

SPECIAL QUILT EXHIBITS:

- *AQS Creativity Challenge: My Dream ____ Cabana (You Fill in the Fun!)*
- *AQS Medallion Inspirations Collection Special Exhibit*
- *Beyond Tradition: Abstract Quilts from the National Quilt Museum*
- *Cherrywood Challenge: The Poppy & The Seed*
- *Name That Tune: Art Quilt Guild – Oakland, Michigan*
- *Two of Us: Quilts by Pat Holly and Sue Nickels*



SPECIAL EVENTS:

Check at the AQS Information Center for tickets to these Special Events.



Wednesday:

- *Lunch and Learn - A Quilting Conversation With Pat Holly & Sue Nickels, 11:45 a.m.–1 p.m. Ballroom D*
- *All-Star Review, 5:00–7:00 p.m., Ballroom D*

Thursday:

- *Lunch and Learn - Thread Mastery Institute With Bob Purcell, 11:45 a.m.–1 p.m. Ballroom D*
- *AQS Game Night - Quilter's Feud, 5:00–6:30 p.m., Ballroom D*

Friday:

- *Lunch and Learn - Judy Montano Baker's Journey to Fiber Art Painting, 11:45 a.m.–1 p.m. Ballroom D*
- *An Evening with Linda Hahn - Concept to Quilted, 5:00–6:30 p.m., Ballroom D*

AQS LOUNGE SPONSORED BY ACCUQUILT®:

AQS Lounge sponsored by AccuQuilt®: You are invited to relax and recharge by visiting the AQS Lounge sponsored by AccuQuilt®, located in the exhibit hall. Phone charging stations, comfortable seating, and water will be provided. Try out the AccuQuilt® Fabric Cutting System by cutting with one of the Qubes to see how quickly a block comes together! AQS Lounge visitors will also be able to enter a drawing featuring AccuQuilt® and June Tailor products.

NEW

FIRST AID:

For First Aid, contact the AQS Information Center.

GENERAL INFORMATION



AQS LEARNING CENTER:

Want to learn some new techniques or how to use some of those new tools?

You can do that by attending the free demonstrations in the Learning Center, located at the back of the Exhibit Hall. Vendors will be sharing the latest techniques with you. Check the schedule on page 30 of this Show Book.



AQS QUILT APPRAISALS:

AQS Certified Quilt Appraisers will appraise new or antique quilts for insurance replacement or fair market values. No appointment is necessary. All walk-in appraisals will be held on Thursday, August 21st and Friday, August 22nd, from 9:00 a.m. to 4:00 p.m. Appraisal Fee: \$95 per quilt, payable prior to the appraisal. Check in at the AQS Information Center inside the Exhibit Hall.

DINING AT THE SHOW:

Food in the DeVos Place Convention Center

Ballroom AB - Full Food Court

Menu: Hot items

Wednesday - Saturday: 11:00 a.m. - 2:00 p.m.

Grand Gallery - Coffee Cart

Menu: Light snacks, breakfast items, sandwiches, salads, beverages

Wednesday - Friday: 8:00 a.m. - 5:00 p.m.

Saturday: 8:00 a.m. - 4:00 p.m. (show closes at 4:00 p.m.)



ELNA/JANOME SEWING MACHINE DRAWINGS:

Four sewing machines will be given away at the show. The giveaway display is located in front of the AQS booth in the Exhibit Hall. Drawings will be at 3:00 p.m. on Wednesday (Janome machine), Thursday (Elna machine), Friday (Janome machine), and Saturday (Elna machine). Entrants do not need to be present to win... but it's a lot more fun if they are around when their name is drawn!

WIN

EXPERIENCE GRAND RAPIDS BOOTH:

The Experience Grand Rapids information booth is located in the Grand Gallery, just outside the Exhibit Hall. Be sure to stop by their booth for Grand Rapids visitor guides, coupons, maps, restaurants, and attraction information.

SCOOTER RENTAL:

Scooters and wheelchairs will be available to rent from 8:00 a.m. - 4:00 p.m. Wednesday through Friday, and from 8:00 a.m. - 3:00 p.m. on Saturday during AQS QuiltWeek - Grand Rapids 2025.

Rental Rates

Scooter: \$100 per day, \$170 for 2 days

Scooter Half-Day (Morning or Afternoon): \$55 - Available from 8:00 a.m. - 12:00 p.m. or 12:00 - 4:00 p.m. (Saturday 12:00 - 3 p.m.)

Wheelchairs: \$40 per day

You can rent a scooter at the AQS Information Center during QuiltWeek (while supplies last).



PACKAGE CHECK:

You can check items (bags with class supplies, purchases, or wheeled carts) at the Package Check area in the Exhibit Hall. The West Michigan Quilters' Guild coordinates the Package Check area.

NO PULL CARTS POLICY:

For the safety of all attendees, pull-behind wheeled carts, rolling tote bags, and luggage are not allowed in the vendor/exhibit areas; use the Package Check located inside the Exhibit Hall. Medically indicated rolling-style walkers, wheelchairs with people in them, and strollers with babies aboard are allowed.

AQS QUILTWEEK SOUVENIRS:

Stop at AQS Gift Shop #1402 to take home special souvenirs exclusive to the show: 2025 collectible show pin, AQS QuiltWeek Show T-shirt, and show tote bag. Other items include mugs, playing cards, luggage tags, and much more.

LOST & FOUND:

The Lost & Found Department is located at the AQS Information Center inside the Exhibit Hall, open during show hours. After AQS QuiltWeek, you can email register@americanquilter.com or call 270-898-7903 for inquiries.



GENERAL INFORMATION

CHARITIES:

At each show, the American Quilter's Society partners with charitable groups to help make the public aware of their contribution.

K9 QUILT OF HONOR, BOOTH #1009

Law enforcement and military war dogs are honored through the K9 Quilts of Honor® program. These incredible animals serve alongside their human partners, protecting our communities and our nation. From sniffing out explosives to tracking down suspects, K9s play a vital role in keeping us safe. The K9 Quilts of Honor program recognizes the invaluable service of these brave dogs by presenting quilts to their handlers. These quilts are a symbol of gratitude and respect, honoring the K9's dedication and sacrifice.

QUILTS OF VALOR, BOOTH #1721

Stop at the Quilts of Valor booth to learn more about the Quilts of Valor Foundation, whose mission is to cover Service Members and Veterans touched by war with comforting and healing Quilts of Valor.

SIT N SEW, BOOTH #1916

This year, AQS, West Michigan Quilters' Guild, and quilters attending the show will be making lap quilts that will be donated to the Quilts of Valor Project. Quilts made will be donated to comfort and heal service members and veterans touched by war with the Quilts of Valor. Sewing machines, irons, and all materials are provided. We can make a difference by sewing for charity at the show!

NATIONAL QUILT MUSEUM, BOOTH #1118

The National Quilt Museum (NQM) opened in Paducah, Kentucky, in 1991. The museum was the vision of Bill and Meredith Schroeder, influential Paducah publishers and founders of the American Quilters Society. The NQM quickly attracted a national and international audience, becoming a powerful engine for economic and cultural development in the Western Kentucky region. The museum received its national designation from the United States Congress in 2008. Stop by to find out more information about the National Quilt Museum.

NOTICE OF FILMING:

By attending AQS QuiltWeek – Grand Rapids, MI 2025, you acknowledge that you have been informed that you may be recorded as part of theatrical, broadcast television, home video, or Internet release and/or any and all media now known or hereafter devised, in perpetuity, throughout the known universe and the advertising and publicity thereof. Further, you grant your permission for your likeness and voice to be included therein without compensation, credit, or other consideration.

AQS PHOTOGRAPHY:

Photographs taken at AQS QuiltWeek are for your own personal use and for sharing with your friends and family who could not attend. Please include the name(s) of the maker(s) with any quilt image you post online; take a photo of the quilt tag so you will have this information. Photos of quilts **may not be posted to any website** where the images can be used to produce T-shirts, mugs, and other products. No videos or commercial photography are permitted at the show; media or writers may pick up press passes at the AQS Information Center inside the Exhibit Hall at the DeVos Place Convention Center.

NO SOLICITATION:

Solicitation or distribution of any literature or other materials is not allowed in the DeVos Place Convention Center or on its grounds.

PHOTO OP SPONSORED BY ROWENTA:

Strike a pose! Visit the new AQS QuiltWeek Photo Op, located at the front of aisle 1500. Choose from a fun selection of quilting props and share your photos on social media using #AQSQuiltWeek and #QuiltWeekGrandRapids!

QUILTER'S CANVAS: LEAVE YOUR MARK:

Ever wanted to contribute to a giant, collaborative artwork? Now's your chance! Stop by the Quilter's Canvas, located at the front of aisle 1300. Pick up a marker and color all things quilty onto our special art wall. It's a fun, interactive activity where every mark adds to the beauty.

MADE WITH LOVE.

(and a longarm)



With Handi Quilter, you're not just getting a top-of-the-line machine – you're gaining a partner in your quilting journey. We offer expert training and ongoing support to ensure you can focus on tackling your UFO pile. You deserve to quilt with confidence!

STOP BY
BOOTH #1501
FOR A TEST
DRIVE!



HANDIQUILTER.COM |    

KIM SANDBERG
Education Manager at Handi Quilter



CLASSES & EVENTS

Wednesday

7:30–8:30 a.m.

VIP Quilt Tour, #45TOUR, *Michelle Renee Hiatt & Michelle Thompson* – Exhibit Hall Entrance

8:30–11:30 a.m.

Ascending, #45W3500, *Barbara Blanton* – River Overlook CD

Aurifilosophy Thread Matters, #45W9502,
Annie Smith – Grand Gallery Overlook EF

Beginning Freemotion Quilting, #45W8500,
Julia Graves – Grand Gallery Overlook CD

Castleton Corner, #45W7500, *Linda J. Hahn* – Grand Gallery Overlook AB

EQ8: From the Beginning, #45W9500,
Reeze Hanson – Chase Board Room

No More Tears Freemotion Quilting, #45W8520,
David Taylor – River Overlook AB

Victorian Stitches, #45W6500,
Judith Baker Montano – River Overlook EF

8:30 a.m.–4:00 p.m.

Fractured Paint Box – Paper Piecing, #45W7100w,
Jeanette Walton – Grand Gallery Overlook GH

Longarm Basics for Everyone, #45W8140w,
Kristina Whitney – Grand Gallery AB

Mastering Machine Quilting, #45W8100w,
Cindy Seitz-Krug – Grand Gallery EF

ReVamp'd Denim, #45W7101w,
Kathie Beltz – Grand Gallery CD

10:00–11:00 a.m.

Befriending Colors, #45W1800,
Carolina Oneto – Ballroom D

11:45 a.m.–1:00 p.m. – Lunch & Learn

**Lunch & Learn: A Quilting Conversation
With Pat Holly & Sue Nickels, #45LUNCHW**,
Pat Holly and Sue Nickels – Ballroom D

1:00–4:00 p.m.

Appliqué With a Twist, #45W3502,
Annie Smith – Grand Gallery Overlook CD

Beach Bumz, #45W7501,
Linda J. Hahn – Grand Gallery Overlook AB

EQ8: Drawing Appliqué, #45W9501,
Reeze Hanson – Chase Boardroom

Fill in the Blanks, #45W8521, *David Taylor* – River Overlook AB

Freeform Embroidery, #45W6501,
Judith Baker Montano – River Overlook EF

Lily Rosenberry, #45W3501,
Barbara Blanton – River Overlook CD

Organic Shapes, #45W8501,
Carolina Oneto – Grand Gallery Overlook EF

2:00–3:00 p.m.

No Scrap Left Behind, #45W1801, *Julia Graves* – Ballroom D

5:00–7:00 p.m.

All-Star Review, #45STAR – Ballroom D

Thursday

7:30–8:30 a.m.

**Private VIP Tour: A Behind-the-Scenes Look at
“Two of Us” Special Exhibit, #45TVIP**,
Pat Holly and Sue Nickels – Exhibit Hall Entrance

8:30–11:30 a.m.

Appliqué with Templates: Classic Santa, #45T3503,
Barbara Blanton – River Overlook CD

Curves and Transparencies, #45T7502,
Carolina Oneto – Grand Gallery CD

Follow the Rulers, #45T8522, *David Taylor* – River Overlook AB

Pebble Power!, #45T8502, *Cindy Seitz-Krug* – Grand Gallery EF

Rainbow Drops – Four-Patch, #45T3504,
Kathie Beltz – Grand Gallery Overlook GH

Rulers Are Your Friends, #45T8540,
Kristina Whitney – Grand Gallery AB

8:30 a.m.–4:00 p.m.

Amazing Abstracts, #45T4100,
Julia Graves – Grand Gallery Overlook AB

EQ8: Medallions & Borders, #45T9100t,
Reeze Hanson – Chase Board Room

Painting with Fabric Threads, #45T6100t,
Judith Baker Montano – River Overlook EF

South Beach Spinners, #45T7102t,
Linda J. Hahn – Grand Gallery Overlook CD

Star Baby – Paper Piecing, #45T7103t,
Jeanette Walton – Grand Gallery Overlook EF

10:00–11:00 a.m.

Understanding the Value of Color, #45T1802,
Annie Smith – Ballroom D

11:45 a.m.–1:00 p.m. – Lunch & Learn

Lunch & Learn: Thread Mastery Institute, #45LUNCHT,
Bob Purcell – Ballroom D

1:00–4:00 p.m.

Bee Wreath Adorable Machine Appliqué, #45T3505,
Annie Smith – Grand Gallery Overlook GH

Creative Improv Piecing, #45T7503,
Carolina Oneto – Grand Gallery CD

Easy Grid Designs, #45T8503,
Cindy Seitz-Krug – Grand Gallery EF

CLASSES & EVENTS



1:00–4:00 p.m.

Fabric Painting: Dots A La Mode, #45T4500,
Kyra Reps – River Overlook CD

Freemotion Frenzy, #45T8541,
Kristina Whitney – Grand Gallery AB

Timing and Tension, #45T8523,
David Taylor – River Overlook AB

2:00–3:00 p.m.

Appliqué Quilt – Soup to Nuts, #45T1803,
Barbara Blanton – Ballroom D

5:00–6:30 p.m.

AQS Game Night – Quilter's Feud, #45GAME,
Michelle Renee Hiatt – Ballroom D

Friday

7:30–8:30 a.m.

**Private VIP Tour: A Behind-the-Scenes Look at
"Two of Us" Special Exhibit, #45FVIP,**
Pat Holly and Sue Nickels – Exhibit Hall Entrance

8:30–11:30 a.m.

Around the Pond – Migrating Geese, #45F7505,
Kathie Beltz – Grand Gallery CD

Custom Quilting for Everyone, #45F8506,
Julia Graves – Grand Gallery Overlook CD

EQ8: Fabric and Panels, #45F9503,
Reeze Hanson – Chase Board Room

Fun Filler Stitches, #45F8504,
Cindy Seitz-Krug – Grand Gallery EF

Magnificent Background Fills, #45F8542,
Kristina Whitney – Grand Gallery AB

No More Tears Freemotion Quilting, #45F8524,
David Taylor – River Overlook AB

Small Garden Cottage, #45F6502,
Judith Baker Montano – River Overlook EF

8:30 a.m.–4:00 p.m.

Bespoke Patchwork Skirt, #45F9150f,
Annie Smith – Grand Gallery Overlook AB

Lover's Lyre, #45F3100f, Barbara Blanton – River Overlook CD

Pocket Compass – Paper Piecing, #45F7106f,
Jeanette Walton – Grand Gallery Overlook GH

Watercolor Quilt, #45F7105f,
Carolina Oneto – Grand Gallery Overlook EF

10:00–11:00 a.m.

How Do I Design That Quilt Top, #45F1804,
Kyra Reps – Ballroom D

11:45 a.m.–1:00 p.m. – Lunch & Learn

Lunch & Learn: Judith's Journey to Fiber Art Painting,
#45LUNCHf, Judith Baker Montano – Ballroom D

1:00–4:00 p.m.

Dazzling Diamond Designs, #45F8505,
Cindy Seitz-Krug – Grand Gallery EF

Double Whammy Table Runner, #45F7506,
Kathie Beltz – Grand Gallery CD

Fill in the Blanks, #45F8525, David Taylor – River Overlook AB

Introduction to EQ8, #45F9504,
Linda J. Hahn – Chase Board Room

Luscious Luster Designs, #45F7504,
Julia Graves – Grand Gallery Overlook CD

Negative (Space) to a Positive, #45F8543,
Kristina Whitney – Grand Gallery AB

SIMPLICITY: Appliqué Tips and Tricks, #45F3506,
Kyra Reps – River Overlook EF

2:00–3:00 p.m.

The Block of the Month Revolution, #45F1805,
Reeze Hanson – Ballroom D

5:00–6:30 p.m.

Concept to Quilted, #45HAHN,
Linda J. Hahn – Ballroom D

Saturday

8:30–11:30 a.m.

Carry All Bag, #45S9400,
Kathie Beltz – Grand Gallery Overlook CD

EQ8: Block Drawing for Beginners, #45S9505,
Reeze Hanson – Chase Board Room

Follow the Rulers, #45S8526, David Taylor – River Overlook AB

Freemotion Crash Course, #45S8507,
Cindy Seitz-Krug – Grand Gallery EF

Glowing Log Cabin, #45S7507,
Julia Graves – Grand Gallery Overlook AB

i Sparkle, #45S7509, Linda J. Hahn – Grand Gallery CD

Irish Sunbonnet Sue, #45S3507,
Barbara Blanton – River Overlook CD

Moving on with Pro-Stitcher, #45S8544,
Kristina Whitney – Grand Gallery AB

Pieced Appliqué Flowers, #45S3508,
Annie Smith – Grand Gallery Overlook GH

Silk Ribbon Embroidery, #45S6503,
Judith Baker Montano – River Overlook EF

Woven Ribbon Star – Paper Piecing, #45S7508,
Jeanette Walton – Grand Gallery Overlook EF



VENDOR LIST & BOOTH

1719 4th & Main Designs
Fremont, NE
4thandmaindesigns.com

**1307 AccuQuilt /
Gall Sewing and Vac**
★ Grand Rapids, MI
gallsewingvac.com

1715 Alice Ridge Quilts
Bloomington, IN
aliceridgequilts.com

1205 All About Color Quilting
Indio, CA
allaboutcolorquilting.com

**1505 Amy Butler's Caravan
Souk**
Granville, OH
amybutlerdesign.com

1112 APLIQUICK ®™
Sant Feliu de Guíxols, FRA
apliquick.com

**1550 AQS Certified
Appraisals**
Paducah, KY
americanquilter.com

1402 AQS Gift Shop
Paducah, KY
americanquilter.com

**1219 Arrow / Kangaroo /
Lakeshore Sewing**
Grand Rapids, MI
lakeshoresewing.com

**1910 Beach Potato
Embroidery**
Cape Coral, FL
beachpotatoembroidery.com

**1415 Beauty of Pandau
Hmong**
Warren, MI

**1407 BERNINA of America /
Gall Sewing and Vac**
★ Grand Rapids, MI
gallsewingvac.com

**1506 BERNINA Longarm /
Gall Sewing and Vac**
Grand Rapids, MI
gallsewingvac.com

1006 Block Party Studios
Nevada, IA
blockpartystudios.com

**1601 Brother International
Corp. / Gall Sewing
and Vac**
Grand Rapids, MI
gallsewing.com

1906 Buttermilk Basin
Spring Lake Park, MN
buttermilkbasin.com

**1618 Carried Away
Designs in Wool**
Columbus, OH
carriedawaydesigns.net

1001 Click Heaters
Boca Raton, FL
clickheaters.com

1619 ColorWay Arts
Grand Haven, MI
colorwayarts.com

1120 Cork and Charm
Woodland, PA
corkandcharm.com

1801 Country Stitches
East Lansing, MI
countrystitches.com

**1809 Country Stitches /
Laurastar Iron System**
East Lansing, MI
countrystitches.com

**1800 Country Stitches /
Sew Steady**
East Lansing, MI
countrystitches.com

**1806 Country Stitches /
Winline Batting**
East Lansing, MI
countrystitches.com

1010 Countryside Tours Inc.
Sand Lake, MI
countrysidetours.com

**1604 Creative Grids /
Nine Patch Fabrics**
Chantilly, VA
ninepatchfabrics.com

1900 Cutco
Olean, NY
cutco.com

1609 Cutterpillar, LLC
Bluffdale, UT
cutterpillar.com

**1214 Deb Tucker's Studio
180 Design**
Johnsburg, IL
studio180design.net

**1919 Downey Homestead
Quilting LLC**
Sparks, NV
downeyhomestead
quilting.com

**1304 Elna USA /
Gall Sewing & Vac**
★ Mahwah, NJ
new.elna.com

**1119 Eurosteam Iron &
Backplus Massagers**
Las Vegas, NV
redfermentus.com

1012 EZ Quilt Hanger
Morehead, KY
ezquiltthanger.com

1113 Field's Fabrics
Grand Rapids, MI
fieldsfabrics.com

1905 Fireside Quilts
Grand Rapids, MI
firesidequilts.com

**1014 Free Motion Mastery
in a Month/RaNa
Merrill Quilt Design**
New York, NY
freemotionmasteryinamonth.com

**1105 From my heart to your
hands**
South Haven, MN
frommyhearttoyourhands.com

1406 Gall Sewing and Vac
Grand Rapids, MI
gallsewingvac.com

1812 GlitterBugFairy
glitterbugfairy.com

1915 Goldie Lou's
Sparta, MI
goldielous.com

**1209 Grace Company /
Gall Sewing and Vac**
Grand Rapids, MI
gallsewingandvac.com

**1016 Graphic Impressions /
The Toy Department**
Nicholasville, KY
uquilt.com

1501 Handi Quilter
★ North Salt Lake, UT
handiquilter.com

1720 Hawaiian Moon
Clearwater, FL
aloecream.biz

**1613 Heart Creek Farm
Creations**
Austin, IN
shop.heartcreekfarm
creations.com

**1507 Horn of America /
Gall Sewing and Vac**
Grand Rapids, MI
gallsewingandvac.com

1108 InfiniteAloe
Tampa, FL
infinitealoe.com

**1313 INNOVA Longarm /
Accomplish Quilting**
Montgomery, TX
innovalongarm.com

**1201 Janome America /
Gall Sewing and Vac**
★ Mahwah, NJ
janome.com

**1300 Janome Longarm /
Gall Sewing and Vac**
Mahwah, NJ
janome.com

1707 JUKI /Country Stitches
East Lansing, MI
countrystitches.com



Premium Padding for
All-Day Comfort

Lumbar Support for
Longer Sewing Sessions

Adjustable Seat Height
for Proper Posture

60,000+
HAPPY
SEWISTS
AGREE!

Unmatched
Durability

The First. The Best. The Original Sewing Chair

Experience the Difference of True Quality

Say goodbye to back pain and hello to all-day comfort with the #1 sewing chair. Arrow ergonomic sewing chairs are designed to support your spine, reduce strain and keep you focused on what you love – creating.

Take a seat, take a spin and fall in love with Arrow Sewing® at Booth #1219
Scan to explore our full product line at arrowsewing.com/show



ARROW
SEWING

Follow us! @arrowsewing



©2025 Arrow Companies, LLC A2508AOS



VENDOR LIST & BOOTH

1408 June Tailor /
★ **Gall Sewing and Vac**
Grand Rapids, MI
gallsewing.com

1009 K9 Quilt of Honor
Lake Wales, FL
certministry.com

1911 Kos Artistic Designs
La Grange, KY
kosartisticdesigns.com

1213 Lakeshore Sewing /
Baby Lock
Grand Rapids, MI

1821 LauraBellas
Salt Lake City, UT

1813 Legit Kits
Oklahoma City, OK
legitkits.com

1921 Lemon Quilts
Caledonia, MI
lemonquilts.com

1007 Lucy in the Sky Quilts
Kalamazoo, MI
lucyintheskyquilts.etsy.com

★ **1701 Martelli Enterprises**
Pensacola, FL
martellinotions.com

1718 Moline Quilt Company
Moline, MI
molinequiltcompany.com

1902 Motherland Fabrics
Southfield, MI
motherlandfabric.com

1620 My Massage Pillow
Monett, MO
mymassagepillow.com

1101 Nancy J's fabrics
Wabash, IN
nancysfabrics.com

1521 Natural Nail Kits
Birmingham, AL
naturalnailkits.com

1318 NECCHI
Montgomery, TX
necchi.us

1913 Norwex
Liberty, MO
norwex.com/tanjajohnson

1218 Old South Fabrics
Cleveland, TN
oldsouthfabrics.com

1114 Purple Pineapple
Studio
Monticello, WI
purplepineapplestudio.com

1412 Quilt Passions
Kailua Kona, HI
quiltpassions.net

1002 Quilted Twins
Dade City, FL
quiltedtwins.com

1818 Quilter's Clinic
Fife Lake, MI
quiltersclinic.com

★ **1802 Quilters Select**
Knoxville, TN
quiltersselect.com

1901 Quilters Solutions
Raleigh, NC
quilterssolutions.net

1721 Quilts of Valor
Foundation
Winterset, IA
qovf.org

1817 Ritzy Quilting
Company
Crystal Springs, MS
ritzyquilting.com

1713 Sew Q Laser
Baldwin, GA
sewqlaser@gmail.com

1614 Sewing The Good Life
Jeffersonville, OH
sewingthegoodlife.com

1013 SewTites
Billings, MT
sewtites.com

1003 Sherry's Knit-n-Stuff
Loman, IA
facebook.com/
sherrysknitnstuf

1050 Sit and Sew for
Charity
Paducah, KY
americanquilter.com

★ **1100 Smith-Owen Sewing**
& Quilt / Husqvarna
Viking / PFAFF
Grand Rapids, MI
smithowensew.com

1712 SoKe LLC
Hopewell Junction, NY
sokestyle.com

1109 Something New
Shelbyville, KY

1612 Sticky Roller, LLC
Wilmington, NC
thestickyroller.com

1202 Superior Threads
Vancouver, WA
superiorthreads.com

1615 "the cottage rose" -
Pattern Originals
Marion, IA
cottagerosequiltshop.com

1115 The Green Apple Quilt
Shop
Carmel, IN
greenapplequilts.com

▶▶▶ **1118 The National Quilt**
Museum
Paducah, KY
quiltmuseum.org

1607 The Quilt Keeper
Fort Myers, FL
thequiltkeeper.com

1413 The Quilted Turtle
Belmont, MI
quiltedturtle.com

1208 Thimbles for You
Fairfield, IA
thimblesforyou.com

1200 Tracey's Tables
Stratford, WI
traceystables.com

1918 True Honey Teas
Alexandria, VA
truehoneyteas.com

1512 TSC Designs
Houston, TX
teacherstamp.com

1714 Tulip Cottage Quilts
Lackawanna, NY
tulipcottagequilts.com

1019 Wendt Quilting
Uxbridge, MA
wendtquilting.com

1513 WonderFil Specialty
★ **Threads**
▶▶▶ Calgary, CAN
shopwonderfil.com

1820 Xsteam
Las Vegas, NV
xsteamusa.com

1706 YLI Threads
St George, UT
ylithreads.com

SHOW SPONSOR

★ **CLASSROOM**
SPONSOR
▶▶▶ **SPECIAL EXHIBIT**
SPONSOR

VENDORS BY CATEGORY



APPRAISALS

1550 AQS Certified Appraisals

BATTING

1806 Country Stitches / Winline Batting

BOOKS / PATTERNS

1719 4th & Main Designs

1014 Free Motion Mastery in a Month /
RaNae Merrill Quilt Design

1105 From my heart to your hands

1114 Purple Pineapple Studio

1615 "the cottage rose" - Pattern Originals

1714 Tulip Cottage Quilts

1019 Wendt Quilting

CHARITY

1009 K9 Quilt of Honor

1721 Quilts of Valor Foundation

1050 Sit and Sew for Charity

1118 The National Quilt Museum

CLOTHING

1915 Goldie Lou's

1821 LauraBellas

CUTTING SYSTEMS

1307 AccuQuilt / Gall Sewing and Vac

1013 SewTites

EMBROIDERY

1910 Beach Potato Embroidery

1415 Beauty of Pandau Hmong

FABRIC

1205 All About Color Quilting

1505 Amy Butler's Caravan Souk

1006 Block Party Studios, Corp.

1801 Country Stitches

1604 Creative Grids / Nine Patch Fabrics

1919 Downey Homestead Quilting LLC

1113 Field's Fabrics

1905 Fireside Quilts

1812 GlitterBugFairy

1921 Lemon Quilts

1007 Lucy in the Sky Quilts

1902 Motherland Fabrics

1101 Nancy J's fabrics

1218 Old South Fabrics

1002 Quilted Twins

1817 Ritzy Quilting Company

GIFTS

1712 SoKe LLC, SoKeStyle.com

1402 AQS Gift Shop

1001 Click Heaters

1900 Cutco

1119 Eurosteam Iron & Backplus Massagers

1108 InfiniteAloe

1911 Kos Artistic Designs

1620 My Massage Pillow

1521 Natural Nail Kits

1913 Norwex

1901 Quilters Solutions

1003 Sherry's Knit-n-Stuff

1109 Something New

1918 True Honey Teas

IRONING PRODUCTS

1809 Country Stitches /
Laurastar Iron System

1820 Xsteam

JEWELRY

1120 Cork and Charm

LONGARM QUILTING MACHINES

1506 BERNINA of America /
Gall Sewing and Vac

1501 Handi Quilter

1313 INNOVA Longarm /
Accomplish Quilting

1300 Janome Longarm /
Gall Sewing & Vac

1718 Moline Quilt Company

MACHINES / MACHINE ACCESSORIES

1407 BERNINA of America /
Gall Sewing and Vac

1601 Brother International Corp. /
Gall Sewing and Vac

1304 Elna USA / Gall Sewing & Vac

1406 Gall Sewing and Vac

1209 Grace Company /
Gall Sewing and Vac

1201 Janome America / Gall Sewing Vac

1707 JUKI / Country Stitches

1408 June Tailor / Gall Sewing and Vac

1213 Lakeshore Sewing / Baby Lock

1318 NECCHI

1100 Smith-Owen Sewing & Quilt /
Husqvarna Viking / PFAFF

NOTIONS / TOOLS

1112 APLIQUICK ®™

1609 Cutterpillar, LLC

1214 Deb Tucker's Studio 180 Design

1016 Graphic Impressions /
The Toy Department

1720 Hawaiian Moon

1713 Sew Q Laser

1612 Sticky Roller, LLC

1413 The Quilted Turtle

1208 Thimbles for You

OTHER

1010 Countryside Tours Inc.

QUILT RACKS

1012 EZ Quilt Hanger

1607 The Quilt Keeper

QUILTING / CRAFT KITS

1715 Alice Ridge Quilts

1619 ColorWay Arts

1613 Heart Creek Farm Creations

1813 Legit Kits

1412 Quilt Passions

1818 Quilter's Clinic

1614 Sewing The Good Life

1115 The Green Apple Quilt Shop

RULERS

1802 Quilters Select

SEWING FURNITURE

1219 Arrow / Kangaroo /
Lakeshore Sewing

1800 Country Stitches / Sew Steady

1507 Horn of America /
Gall Sewing and Vac

1701 Martelli Enterprises

1200 Tracey's Tables

STENCILS / PANTOGRAPHS / TEMPLATES

1512 TSC Designs

THREADS

1202 Superior Threads

1513 WonderFil Specialty Threads

1706 YLI Threads

WOOL

1906 Buttermilk Basin

1618 Carried Away Designs in Wool



MERCHANT MALL VENDOR MAP

JANOME

elna

Sewing Machine Giveaway

ENTER TODAY!

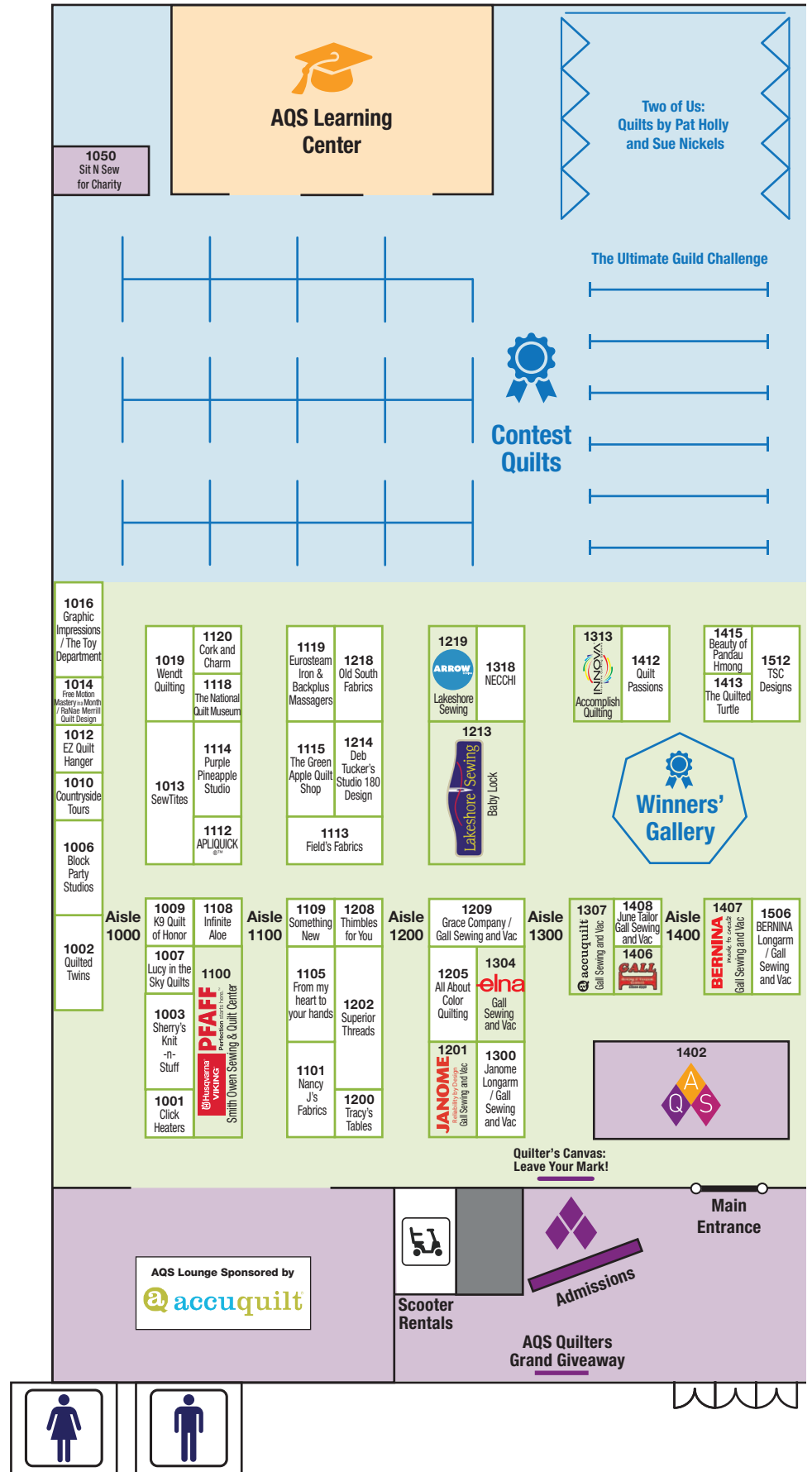
Register at the iPad stations located near the quilt show admission desks.

One lucky person will win each day!

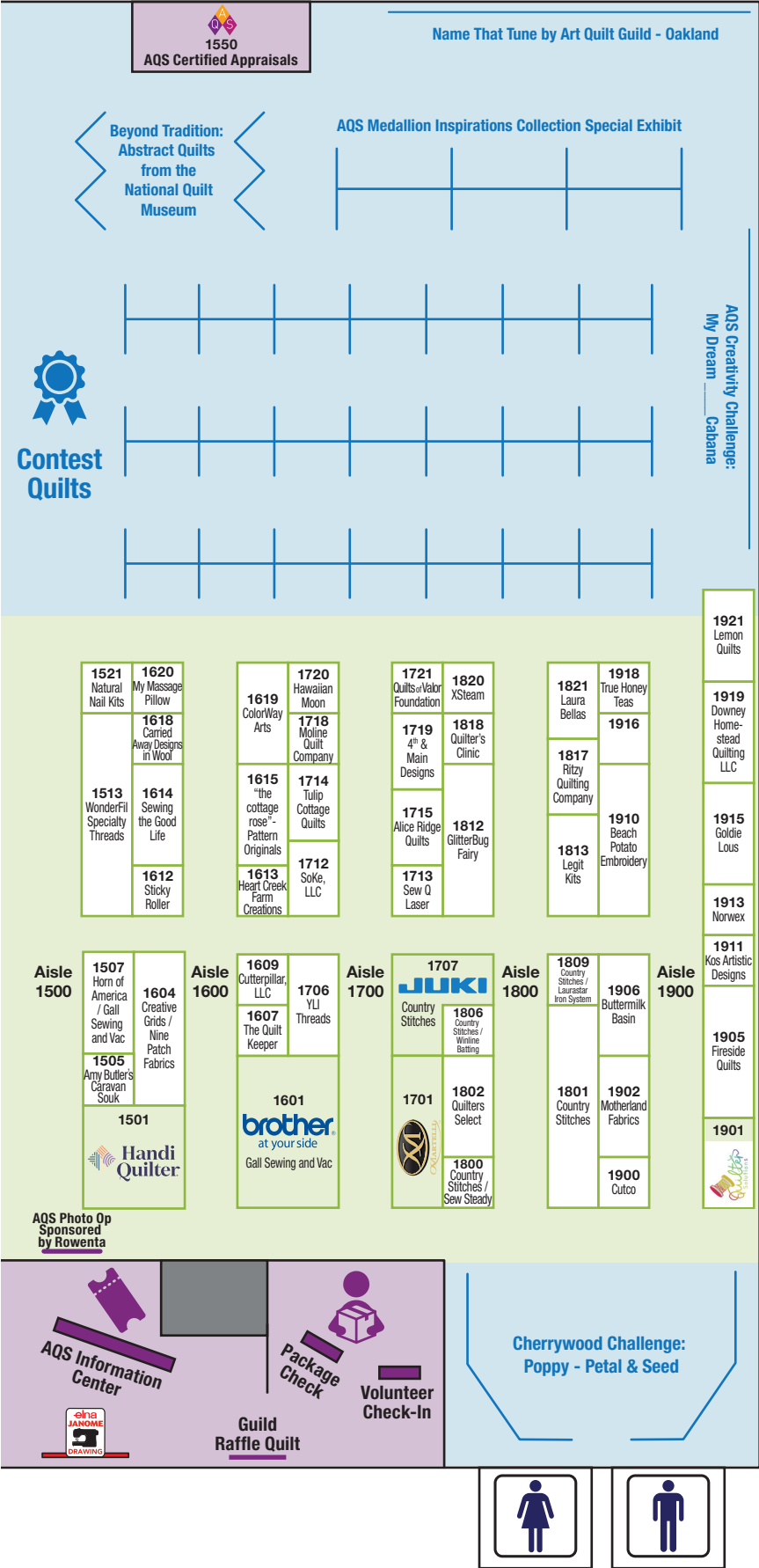
Enter for your chance to win an amazing machine.

Drawings will be at 3:00 p.m. each day of the show.

Must enter by 2:30 p.m. each day for drawing. No purchase necessary. Winner will be notified by phone. Do not need to be present to win.



MERCHANT MALL VENDOR MAP



Quilts
Vendors
Sponsors
AQS Show
Education

SCAN NOW

DOWNLOAD MAP

SCAN NOW



Come Sew With Us

JANOME

Reliability by Design



Save
\$10,000

FREE STITCH REGULATOR



**Classroom Models
SAVE THOUSANDS**



Over
50% OFF



FREE Travel Machine

FREE:
•FREIGHT
•SET UP
•GIFT
* Select Models



LOWEST
PRICE EVER!
Starting at
\$4,499



AIR THREAD

**HEAVY
DUTY**



BIG BOBBIN • HIGH SPEED

Ask How To
Get A Free
Cover Stitch
Machine



Grace
COMPANY



QCT6 Software
SAVE 20% - 30%



FREE
FRAME

brother



at your side

Save Over
\$12,000

FREE:

- STAND
- HAT HOOP
- SOFTWARE
- AND MORE



SINGLE NEEDLE
COMMERCIAL
HAT HOOP



PERFECT
AUTOMATIC
PLACEMENT



Save Over
\$10,000 w/
qualifying trade



BEST
VALUE



•FREE SOFTWARE
•FREE THREAD FOR 1 YEAR



SOMETHING
NEW IS ON
THE WAY



CREATE ROOM.



ULTIMATE
SEWING CHAIR
WE'VE GOT YOUR BACK



THERE IS ONLY 1
ULTIMATE SEWING CHAIR

- Made in the USA
- Fully Customizable
- Includes adjustable lumbar
- Designed for all day comfort
- Lifetime Warranty*

*Lifetime warranty on all mechanical components.

HORN
of AMERICA
FINE SEWING FURNITURE

Height Adjustable

ALL IN ONE
Sewing Quilting
Embroidery Serger

SAVE 30%-40% OFF PLUS FREE GIFT

Cutting Table With The Best Storage

American Made

a accuquilt®

Visit our booth today!

- 20% OFF EVERYTHING
- UP TO 50% OFF CLEARANCE

Quilt As You Go & Sewing Kits

GALL SEWING IS PROUD TO INVITE YOU
TO TEST DRIVE THE LATEST IN
SEWING INNOVATION!

Lowest Price Ever

BERNINA
made to create

\$5000 GIFT W/ PURCHASE

* w/ Qualifying Trade

FREE CABINET W/SELECT PURCHASE

EASIEST SERGER IN THE INDUSTRY

AIR THREAD

CLASSROOM SAVINGS

HOT BUY

bernette
SWISS DESIGN

GALL
Sewing & Vacuum Centers
Since 1946

Muskegon
1910 Apple Ave
(Quarter Apple Mall)
231-773-8494

Grand Rapids
3150 Plainfield
(Plainfield Plaza)
616-363-1911

Lansing
444 Frandor
(Frandor Mall)
517-333-0500

QUILT ANY SIZE QUILT ON 5' FRAME

King Size Starting at \$8,999.95

Starting at \$5,999.95

CLASSROOM SAVINGS



PARTICIPATING VENDORS

As a special member Thank You, we're planning some surprises throughout the 2025 AQS QuiltWeek Shows!

Look for the **I am AQS** signs at participating vendor booths throughout the show. Use your exclusive **I am AQS** button to receive vendor specials for AQS members.

AQS Members – Pick up your **I am AQS** button at Admissions, the AQS Information Center, or the AQS Booth #1402.

Not a member yet? You can join at the show! Just see any AQS employee and you will be on your way to benefits you can only get through AQS.



LOOK FOR I AM AQS SPECIALS AT ANY OF THESE SELECT VENDOR BOOTHS

Quilted Twins	1002	"the cottage rose" – Pattern Originals.....	1615
Sherry's Knit-n-Stuff	1003	ColorWay Arts	1619
Wendt Quilting	1019	YLI Threads.....	1706
From my heart to your hands	1105	SoKe LLC.....	1712
InfiniteAloe	1108	Tulip Cottage Quilts.....	1714
Field's Fabrics.....	1113	Alice Ridge Quilts.....	1715
Purple Pineapple Studio.....	1114	Moline Quilt Company	1718
INNOVA Longarm / Accomplish Quilting.....	1313	4th & Main Designs	1719
NECCHI.....	1318	Quilters Select	1802
AQS Gift Shop.....	1402	Ritzy Quilting Company	1817
Quilt Passions	1412	Quilters Solutions.....	1901
Handi Quilter.....	1501	Kos Artistic Designs	1911
Creative Grids / Nine Patch Fabrics	1604	Downey Homestead Quilting LLC	1919
Heart Creek Farm Creations	1613	Lemon Quilts	1921
Sewing the Good Life.....	1614		

MARTELLI



Foot Pedal Riser



Ergo
Cutters

Stellar Table



Palm Paddles



Cutting Workstations



3 sizes available!



Cutting Mats

Join us online at

martellinotions.com



LEARNING CENTER SCHEDULE

Join us at the AQS Learning Center to see the latest techniques and tools offered by AQS authors, quilt instructors, and vendors. It's free to attend, so stop by Learning Center, located at the back of the exhibit hall, to learn something new!

Wednesday, August 20		
Time	Topic	Company
10:00 a.m.	Tips + Tools for Quilting Success	Quilter's Select
11:00 a.m.	K9 Quilt of Honor Presentation	K9 Quilt of Honor
12:00 p.m.	What's new at 4th & Main?	4th & Main Designs
1:00 p.m.	Threadology	Superior Threads
2:00 p.m.	How To Enter An AQS Quilt Contest	AQS Contest Coordinator, Michelle Thompson, <i>AQS Information Center</i>
3:00 p.m.	How to Make a Jelly Roll Rug	Sherry's Knit-n-Stuff
4:00 p.m.	Patterns and Tools to BUST a Move on Your Stash	Wendt Quilting
Thursday, August 21		
10:00 a.m.	Fun Time with Fabulous Precuts	Old South Fabrics
11:00 a.m.	Using Big Prints Effectively	All About Color Quilting
12:00 p.m.	Crochet Fusion Quilts	Tulip Cottage Quilts
1:00 p.m.	Game-Changing Tools: The Magic of WonderFil Creative Mediums	WonderFil Specialty Threads
2:00 p.m.	How To Enter An AQS Quilt Contest	AQS Contest Coordinator, Michelle Thompson, <i>AQS Information Center</i>
3:00 p.m.	Turtles with Faced Applique	Quilt Passions
4:00 p.m.	Endless Bobbin Quilting	BERNINA of America
Friday, August 22		
10:00 a.m.	SewTites Magnetic Sewing Pins – a Way to Pin When You Can't	SewTites
11:00 a.m.	Sew As You Go!	AccuQuilt
12:00 p.m.	Making No Sew Fabric Boxes and Other Gifts	ColorWay Arts
1:00 p.m.	You'll Love it! Come and Meet YLI Threads and learn the latest thread lines and applications to use them	YLI Threads
2:00 p.m.	How To Enter An AQS Quilt Contest	AQS Contest Coordinator, Michelle Thompson, <i>AQS Information Center</i>
3:00 p.m.	Fabric Painting: Create Your Own Textiles	TSC Designs
Saturday, August 23		
10:00 a.m.	Quilting Made Easy	Brother International
11:00 a.m.	Shortcut to 3D Quilts: Achieving 3D effect with custom ruler	Quilter's Clinic
12:00 p.m.	The Sew Magnetic Cutting System – a Non-Slip, Adaptive Way to Cut	SewTites
1:00 p.m.	Quilts of Valor Award	Quilts of Valor
2:00 p.m.	Professional Finishing - using Janome's Advanced Accessories to Finish your Project with Ease	Janome America

True customer service...
from purchase to education
to maintenance and service...



Our Purpose Is Your Passion Visit our booth (#1216) at the show

*Explore over 60 Longarm, Sewing, Quilting and
Embroidery Machines in our stores. We offer lifetime
lessons and factory trained service technicians for your
complete satisfaction.*

Pre Owned Longarms In Stock



baby lock



Wyoming
1011 Gezon Parkway SW
Wyoming, MI 49509
616-531-5561



www.Lakeshoresewing.com

Muskegon
1848 E. Sherman Blvd.
Muskegon, MI 49444
231-288-1263

Q A S QUILTERS GRAND GIVEAWAY

Grand Rapids

PRIZES PROVIDED BY



Panasonic
CORDLESS IRON



Q S
QuiltWeek



MARTELLI
Gift Voucher



JANOME
Reliability by Design



WONDERFIL

Visit the Giveaway iPad stations during AQS QuiltWeek or scan the QR code below.

Register for Your Chance To Win!

ENTER

SCAN NOW



SCAN NOW

ENTER

Register online from 5/13-8/23/2025
No Purchase Necessary. Limit one entry per individual. See a complete list of rules and prizes at AmericanQuilter.com.

COME MEET

BIG

STICKY



PICKS UP:

dust • lint • pet fur • threads • hair • crumbs • coins
sand • glitter • seeds • dirt • confetti & more!

Moline

QUILT COMPANY

Longarm Quilting Service • Scissor Sharpening
Sewing Machine Service



BOOTH #1718

1120 Janice Street
PO Box 319
Moline MI 49335

Kellie Wolbrink
(616) 272-1057
info@molinequiltcompany.com
www.molinequiltcompany.com



**SMITH
OWEN**
SEWING & QUILT CENTER

Husqvarna Viking Epic 3



SEE THE AMAZING EPIC AND THE ICON

+ more Pfaffs and Vikings at booth # 1106

PFAFF creative icon 2



**ASK ABOUT EXCEPTIONAL DEALS
ON CLASSROOM MACHINES**



SPECIAL EXHIBITS



AQS Medallion Inspirations Collection Special Exhibit

Sponsored by  ELECTRIC QUILT

Discover the artistry of Medallion Quilts in the AQS Medallion Inspirations Collection Special Exhibit, sponsored by Electric Quilt! Featuring 28 exquisite quilts selected from the AQS 2025 Call for Quilts, this exhibit celebrates the timeless beauty, creativity, and craftsmanship of the Medallion style. Each quilt, with its striking central motif and intricate borders, is a testament to the diverse talents of quilters from across the country. Visitors will be inspired by the variety of designs and techniques that breathe new life into a beloved quilting style. Join us for an inspirational experience that honors both the tradition and innovation found in today's quilting community.

Beyond Tradition: Abstract Quilts from the National Quilt Museum

See the evolution of abstract quilt artistry, 1985-2022. This exhibit is on loan from the National Quilt Museum, Paducah, KY. It shines a spotlight on the captivating world of abstract quilts. This selection invites visitors to explore a dynamic period of artistic innovation, tracing the evolution of abstract quilt artistry from 1985 to 2022. Unlike traditional quilts that often adhere to recognizable patterns or pictorial representations, abstract quilts liberate form, color, and texture, prioritizing the emotional and intellectual impact over literal depiction. These works challenge conventional notions of quilting, pushing the boundaries of the medium to create visually compelling compositions that evoke feeling, movement, and complex ideas.



Cherrywood Challenge: Poppy - Petal & Seed

This year's challenge invited quilters from around the world to capture the beauty and poignant symbolism of the poppy flower. The poppy, a vibrant red bloom, holds a special place in history as a symbol of remembrance for those who served and sacrificed during World War I. Soldiers on the Western Front often encountered fields of poppies, and the flower became a poignant reminder of the war's impact.

The challenge encouraged quilters to interpret the poppy's symbolism using a limited palette of eight of Cherrywood's hand-dyed fabrics. Explore a world of color and texture as you wander through the exhibit, marveling at the diverse techniques and embellishments employed by the quiltmakers. From traditional piecing to modern appliqué, each quilt offers a unique perspective on the poppy's enduring symbolism.

JUKI

Live at Booth 1707: *Your Next Sewing Obsession Awaits!*

KOKOCHI DX-4000QVP

Meet the Kokochi DX-4000QVP — our most advanced sewing machine yet. With a 7" touchscreen interface, a large 12" of sewing space, automatic thread trimming, and beautiful stitch quality, it's designed to inspire. Try it today and elevate your creative journey.



HARUKA TL-18QVP

Test the strength and speed of the Haruka TL-18QVP — a straight-stitch powerhouse built for quilting, piecing, and precision sewing. Constructed of aluminum die-casting ensures industrial-quality sewing, so it is ready to work as hard as you do. Stop by and feel the difference!

DX-2000QVP

Discover the DX-2000QVP — where power meets precision. With smart features like customizable stitches, float function, and box feed, this machine makes every project smoother. Stop by and sew it for yourself!



AKANE MO-3000QVP

Introducing the Akane MO-3000QVP — a next-generation serger with air threading technology and a color touchscreen interface. Clean, fast, and precise. See why it's changing the game for beginner and professional garment makers alike.

JUKI | *Country Stitches* 



SPECIAL EXHIBITS



Two of Us: Quilts by Pat Holly and Sue Nickels

Exclusive for 2025 AQS QuiltWeek Shows

Sponsored by **BERNINA**
made to create

Discover the collaborative artistry of Pat Holly and Sue Nickels. For decades, sisters Pat Holly and Sue Nickels have shared a passion for quilting. This exhibit features 29 stunning quilts, including their award-winning collaborative works and individual masterpieces, such as Pat's extraordinary miniature quilts. Renowned for their innovative use of machine techniques, their quilts showcase exceptional artistry in machine piecing, appliqué, and quilting.

Enhance your experience with interactive QR codes on each quilt tag, providing access to exclusive videos where Sue and Pat share insights into their creative process and the unique features of each quilt.

AQS Creativity Challenge: My Dream ____ Cabana (You Fill in the Fun!)

Sponsored by **WONDERFIL**
SPECIALTY THREADS

Escape to your dream getaway! This AQS special exhibit, sponsored by WonderFil Specialty Threads, showcases a collection of quilts inspired by the idea of the dream cabana. From cozy sewing spaces to vibrant gardens, serene mountain retreats, wintry wonderlands, and tranquil fishing spots, these quilts capture the essence of relaxation and personal paradise.



Name That Tune by Art Quilt Guild - Oakland

Get ready to hum along! Members of the Art Quilt Guild-Oakland, Michigan, present *Name That Tune*, a vibrant exhibit of 18" x 18" quilts inspired by music. From the playful melodies of children's songs, the dramatic scores of Broadway musicals, and the electrifying energy of rock 'n' roll, these quilts offer unique visual interpretations of beloved tunes. Each quilt offers a unique visual interpretation of its chosen tune, showcasing the versatility of fiber art.

elna
SWISS DESIGN

Quilting Innovation & Variety



These Latest are the Greatest

Introducing the latest in sewing and quilting innovation. The new **eXcellence 792Pro** and **eXcellence 782** are for quilters and sewists alike who demand the very best. You deserve it... reward yourself with something new from Elna.

A.S.R.™ (Accurate Stitch Regulator)



eXcellence
792PRO

PROFESSIONAL SEWING AND QUILTING

The **eXcellence 792PRO** will meet the highest expectations of sewists as well as quilters. Amazing space, prodigious power and unlimited technical and creative possibilities.

Extra-large sewing space (343 x 140 mm) | 450 Stitch Patterns
7" HD color touchscreen | Max. 1,300 SPM, adjustable
A.S.R.™ (Accurate Stitch Regulator) included



eXcellence
782

YOUR CREATIVE POWERHOUSE

With the elna **eXcellence 782**, you will experience unique sewing comfort and stitching perfection, combined with an astonishing number of advanced features.

Long arm and extra-large sewing space (280 x 120 mm)
5" HD color touchscreen | Max. 1,060 SPM, adjustable
A.S.R.™ (Accurate Stitch Regulator) included

Visit **Gall Sewing & Vacuum Centers** in **Booth 1304** to learn even more about these great machines and other fantastic show specials!

elna
elnaUSA.com

Panasonic



New Year. New Iron.

INTRODUCING THE **NEW**
QL2000 **CORDLESS IRON**

· **Non-stick ceramic soleplate**
for easy cleaning

· **1700 Watts**
of powerful
steam



**Cordless
Freedom**



**EZ-Fill
Removable tank**



· **120-minute
auto shut-off**

· **Retractable
Base Cord**

· **Travel Case**
and more!



Available in 2 colors!

shop.panasonic.com/
collections/garment-care
or scan the QR code



CREATIVITY CHALLENGE

Sponsored by

WONDERFIL®
SPECIALTY THREADS



Are you ready to **REV up** your creativity? AQS has something exciting on the horizon that's sure to **spark your creativity and inspire you to start stitching**. Stay tuned for a challenge that's all about fun, fabric & fantastic designs!

FOLLOW ALONG

Big Announcement at AQS QuiltWeek

Join us at the WonderFil Specialty Threads Booth at AQS QuiltWeek - Grand Rapids on August 20, 2025, or on Facebook Live for the Announcement at 10 AM ET!



AQSONLINE

Purchase your kit
after the announcement at

**KITS
AVAILABLE**



AQS Gift Shop Booth #1402



American Quilter's Society

WORLD'S LARGEST Quilting Membership Organization



AccuQuilt Go! Quilt As You GO! ▼
Mug Mat kit - courtesy of AccuQuilt



Fabric colors will vary.



▲ **Orvus Sample** -
courtesy of Orvus Brands

SHOW ONLY SPECIAL!

Join American Quilter's Society
Today for **Only \$30** to Receive
All the Benefits of Membership
and Your **Free Gifts!**

*Visit the AQS Information Center to
Join/Renew and experience all the
benefits AQS Membership has to offer.*

◀ **WonderFil Thread Pack*** -
courtesy of WonderFil Specialty Threads

**May vary from item shown based on availability*

I AM AQS Button - Wear it at the show
to receive special membership
discounts with participating vendors



For a Full List of
AQS Member Benefits,
Visit AmericanQuilter.com



CONTESTANTS & QUILT

Helen Margaret Adamson	201	Carolyn Butterfield	503, 704	Lynn Dettloff	805-3
Frieda Anderson	809-1	Clementine Buzick	404	Lori Dickman	609
Mary Ann Anderson	101	Carmen María Cambronero . . .	504	Maggie Dillon	809-4
Peggy Anderson	101	Candy Carpenter	623	Dariel Dodge-Diestelkamp . . .	707
Renee Arens	202	Carol W. Carpenter	212	Kathy Downie	803-1
Andrea Ashwell	203	Clara Cartwright	213	Brian Dykhuizen	103
Mary Asmus	804-2	Becky Chapman	802-5	Laurie S. Early	220
Monique Baczewski	204	Diane Chaput	806-4	Julie Edwards	610
Marilyn Badger	205	Catheryn Cheal	804-1	Joanna Ellis	708
Joanne Baeth	701	Xiaoping Chen	318	Theresa Elson	804-3
Ashley Bandy	702	Yuefang Chen	318	Jennifer Emry	303
Doris Bantjes	812-8	Sachiko Chiba	301	Jane Sears Falconer	101
Elizabeth A. Bauman	501	Hsiu-Hui Chuang	505	Caryl Bryer Fallert-Gentry . . .	513
Becca Baumann	101	Charlene Cinpinski	810-6	Linda Fleschner	803-2
Jane Unger Baumstark	101	Elizabeth L. Clark	405, 606	Mary Anne Fontana	611, 709
Carol Bean	206	Barbara J. Clem	302	Diana S. Fox	710
Cassandra Ireland Beaver . . .	401	Laura Schrier Coe	805-2	Romana Frys	514
Lise Belanger	502	Jackie Compton	802-6	Judy Garden	221
Jacqui A. Belus	207	Sandra Cord	506	Mimi Ghauri-Young	515, 711
Katie Bishop	801-1	Sherry Ann Cordover	101	Lisa Anne Giesfeldt	803-3
Marie Black	809-5	Joanne Coughlin	507	Christine Gillespie	712
May Black	208, 602	Katie Counts	811-6	Osami Gonohe	304
Charlene Blanchard	809-8	Judith Craddock	214	Donna Goodlaxson	222
Judith Block	603	Linda Crandell	215	Shirley Eileen Grahek	516
Robert Block	603	Linda Elise Crouch	508	Debbie Green	811-2
Inger C. Blood	102	Frank W. Crow	509	Peggy A. Green	305
Betty Blumenstein	811-8	Susan Carroll Crow	509	Judy Groskind	104
Penny M. Boese	209	Julie Crowell	216, 406, 607	Dongmei Guo	318
Denniele Bohannon	210	Sandy Curran	510, 705	Kate Hall	101
Jes Bohn	211	Judy Dale	422	Joanne Halliburton	101
Kim Borowy	805-1	Terry Darling	407	Molly Hamilton-McNally	223
Kathy Bowman-Preston . . .	806-8	Jaimie Davis	511	Julie P. Hannah	224
Sharon Brandner	812-6	Maggie Dawson	260	Anita Hardwick	517
Susan Braverman	402	Jacqueline de Jonge	217	Barbara Harrell	408
Jan Bretzel	810-5	Sue de Vanny	512	Sheri Hart	804-5
Joan E. Brink	604	Christina DeChellis	218	Mandie Hartford	612
Andrea Brokenshire	703	Kathy DeChellis	218	Jami Harwood	806-2
Carlton Brown	403	Kate DeJonge	608	Mary Hayes	809-2
Connie Broy	605	Judy Denherder Loving	706	Antonia Hering	306
Shirley Buckmaster	804-8	Susan Deshensky	219	Joann Herring	105

CONTESTANTS & QUILT



Tamiko Hershey	518, 713	Diana Knight	528, 720	Maureen McNally	805-5
Nancy Herzing	225	Carol Koenig	802-3	Kathy McNeil	723
LeAnn Hileman	519	Kate Koeze	801-2	Karen Mendler	538
Trisha Hill	101	Yasuyo Kon	108	Shanshan Meng	318
Sheryl Hogan	807-3	Shelley Koss	412	Kestrel Michaud	724
Sue Holdaway Heys	409, 714	Taeko Kozuka	529	Debra Milkovich	109, 539, 725
Robyn Holden	226	Julie Tisch Krauss	802-1	Noriko Misawa	110
Pat K. Holly	106	Jamis Kresyman	101	Constance Ayer Mitchell	416
Jer Hon-Hawkins	801-7	Frances Kopp Krupka	615	Roberta Ann Mix	726
Ann Horton	410, 520, 715	Lorelai Kuecker	413, 616	Hiroko Miyama	727
Hsiu-Pei Hsieh	521, 716	Warsha Kulkarni	802-7	Masanobu Miyama	727
Hsi-Chen Hsu	522	Roberta Lagomarsini	233, 530	Megumi Mizuno	313
Kelly Hubbard	801-6	Lissa LaGreca	414	Claudia Moffat	808-4
Erin Huebschman	227	JoAnne Lammert	234	Mary Mohl	101
Joan Huffman	717, 812-7	Joy Lamphere	806-6	Marilyn Montgomery	808-6
Jan Hutchison	228	Donna Larko	812-2	Colleen Monti	804-7
Nancy Braman Hutchison . .	718	Marilyn Lidstrom Larson	617	Diane Mooradian	238
Naomi Iida	523	Illia Lashko	721	Marta Morán	540, 619
Mayumi Ishii	307	Natalia Lashko	721	Amy Morgan	620
Yoshiyuki Ishizaki	308	Mary Lawson	807-7	Patti Morland	101
Melinda Jackson	101	Christina Lee	415	Louise Morris	101
Miriam Johns	811-7	Jinyoung Lee	311	Pam Morris	809-6
Linda Johnson	808-7	Judy Zoelzer Levine	531, 803-8	Estela Mota	728
Marcia Jundanian	808-2	Lili Li	532	Isabel Muñoz	541
Merrilee Jung	229	Yu-Chen Liang	533, 722	Toyoko Nakajima	314
Barbara Jurgensen	808-3	Bonnie Liden	812-5	Kayla Nau	729
Ashley Journey	230, 411, 613	Amy Lippitt	534	Sue Nickels	542
Yoko Kageyama	309	Hanne Lohde	618	Nancy J. Niswander	543
Heather L. Kalafut	524	Jeanette Lone	258	Fujiko Nomoto	315
Darlene Kalimon	719	Huihong Lu	318	Peg Normandin	809-3
Delia P. Kane	107	Heather M. Lyon	235	Beth Nufer	404
Hideko Kawai	310	Gail MacCartney	101	Angie O'Bryant	801-3
Hatsumi Kawakami	525	Tomomi Makabe	536	Kyoko Ochiai	111
Marianne Kayne	810-8	Suz Mariano	805-4	Margaret O'Connell	807-1
Barbara Anne Kilbourn	526	Bobby Martin	236	Ruth Ohol	112
Carla Kilkelly	231	Sandie Massett	237	Setsuko Oki	316
Nancy Kim	527	Suzette Mattson	806-5	Theresa Olson	805-6
Karen Kineman	232	Barbara Matzke	537	Tomoko Ota	417
Candice Kirk	614	Nancy McCormick	812-3	Jean Overmeyer	544
Chris Lynn Kirsch	810-2	Ruth McCormick	802-2	Amy Pabst	545



CONTESTANTS & QUILT

Cathy Parker	805-7	Debbie Shannon	424	Suzanne Timmer	801-5
Julie Patrick	621	Rie Shiraishi	245	Diane Timmerman	811-3
Mary Payne	811-4	Angel Sidor	246	Kathy Tolbert	428
Sally White Pelikan	101	Polly Sievert	101	Lori Tourscher	429
Renee M. Perlman	418, 622	Barb Simons	617	Judy Valentino	803-5
Jackie Perry	730	Kimberly Siwinski	808-5	Susan van Goethem	734
Jan Petre	804-6	Jenni Sladky	803-4	Marla Varner	430
Judith Phelps	546	Elizabeth C. Smith	248	Jane K. Vereen	632
Lahala J. Phelps	317	Linda Snellgrove	249	Janet Verity	812-4
Joanne M. Pickett	239	Amira Soheim	807-4	Cindy Vick	810-3
Judy Powell	240, 623	Margaret E. Solomon Gunn . . .	250	Nelly Vileikis	633
Becky Preston	241, 808-1	Kyoko Someya	551	Mayleen Vinson	256
Sherry Priest	419, 624	Stacie Spradlin	217, 425	Bobbie Vrugink	801-4
Candice Prince	731	Paula F. Starkweather	251	Susan Wellington Walker	735
Sondra Raby	547	David Staublin	801-8	Jeffrey Warner	257
Elizabeth K. Ray	420	Ronald Stefanak	426	Christa Watson	431
Linda Reel	101	Simone Steuxner	114	Debbie Wehmeyer	258
Margaret Irene Reiswig	242	Janet Stone	115	Megan Weiss	323
Kyra Reps	625	Lesley Storts	627	Linda Ann Wells	259
Lesa Reynolds	804-4	Kathleen Strebeck	101	Julie Ann Westmaas	806-1
Wendy Carter Richards	101	Dorothy Strefling	252	Leneigh White	736
Nina Marie Riddle	732	Barb Stuitje	812-1	Julie Wickware	802-8
Linda Riesterer	319, 421, 548	Yukiko Sugaya	552	Kay Williams	806-7
Linda Rivard	807-2	Yvette Suzanne Sullivan	628	Carolee Williams-Schuegraf . . .	432
Nancy M. Roelfsema	549	Sechiko Suzuki	321	Angie Witting	807-6
Phyllis Rose	811-1	Yoshimi Suzuki	553	Christopher Witting	807-6
Vicki Ruebel	422	Linda Swanson	809-7	Linda Wolf	808-8
Sarah Ruiz	423	Nancy Jo Swartz	807-8	Vicky Wolf	810-1
Aki Sakai	320	Leslie Swearinger	427	Judy Woodworth	634
Kellie Salsbury	811-5	Sara Sweesy	253	Kathy K. Wylie	117
Linda Sanford	243	Tomoko Takeda	554	Na Yan	318
Sachiko Sasakura	113	Sara Tasseff	802-4	Judy Yasko	803-7
Claudia Scheja	626	Deborah Joslin Taylor	806-3	Li-Hui Yin	737
Teresa Schlabach	550	Jane Taylor	116, 254, 322	Midori Yusa	118
Lori Schloesser	810-4	Louise Thibaudeau	629	Ke Zhou	318
Maribeth Schmit	803-6	Robin Thomas	555, 733	Anne Freehill Zick	738
Laurie V. Schnitzer	244	Susan Hawley Thomson	630	Gloria Zirges	739
Mary Clare Schuller	810-7	Leslie Tidaback-Hilmer	631	Gail Graham Zorr	805-8
Susan Weaver Schwandt	807-5	Laurie Tigner	255		



**Stop by the Quilters Select booth
#1802 for Sizzling Show Specials!**


Design N QUILT

**Purchase our Quilting Software at
the show and receive a
\$50 in booth shopping spree!**



Scan to find out more
about this software!

The Original Non-Slip Rulers!



**Stop by the
Booth to see the
line of Quilters
Select products.
Developed with
YOU in mind.**



**From the Makers of the
ORIGINAL Non-Slip Ruler!**

**Your Choice in Non-Slip Quilting Rulers is
CRYSTAL CLEAR**



Available sizes:
• 3N1 Mini Combo
• 4.5" x 18"
• 8.5" x 18"

See them for yourself in the booth!

**USE ME!
FREE COUPON!**



**Innovative &
Ambidextrous
Design,
Cutting Made
Easy Every
Time!**

**Purchase a 28mm Quilters Select Rotary Cutter
at the show booth and receive a
Free Package of 28mm replacement blades.
Offer valid at Quilters Select booth during Show.**

www.QuiltersSelect.com



CONTEST QUILT DESCRIPTIONS

100s: Large Quilts – Stationary Machine Quilted



Detail: 177, BEAUTY IN THE BROKEN, Kathy K. Wylie

101 Art Bits Quilters St Louis,
St. Louis, MO

100 YEARS OF KING

TUTANKHAMUN 60" x 99"

Quilting Method: Stationary Machine
Quilting Technique: Appliqué (Hand, Machine, Raw Edge, Reverse), Binding Technique (Facing), Decorative Stitching, Embellishments (Beading, Couching), Fabric Painting, Piecing (Foundation, Hand, Machine, Paper), Quilting (Free-Motion, Hand, Ruler Work); *Design Source:* Photograph by Zvereva Yana, Shutterstock, 2022; Photograph by Kaiwut Niponkaew, Shutterstock, 2022; *Other Stitchers:* Sally White Pelikan, Sherry Ann Cordover, Patti Morland, Becca Baumann, Peggy Anderson, Jamis Kresyman, Wendy Carter Richards, Mary Mohl, Melinda Jackson, Jane Unger Baumstark, Gail MacCartney, Polly Sievert, Trisha Hill, Louise Morris, Mary Ann Anderson, Kate Hall, Jane Sears Falconer, Joanne Halliburton, Linda Reel, Kathleen Strebeck

102 Inger C. Blood, Camino, CA
AND THERE IS MORE 84" x 84"

Quilting Method: Stationary Machine
Quilting Technique: Binding Technique (Piped Edging, Prairie Points), Decorative Stitching, Embellishments (Beading, Crystals), Piecing (Machine), Quilting (Free-Motion, Ruler Work), Wholecloth

103 Brian Dykhuizen,
Kalispell, MT

MY COUNTRY GARDEN 86" x 86"

Quilting Method: Stationary Machine
Quilting Technique: Appliqué (Machine), Piecing (Machine), Quilting (Free-Motion); *Design Source:* Country Sunshine pattern, *You're Invited! Quilts and Homes to Inspire* by Barbara Adams and Alma Allen, C&T Publishing, 2007

104 Judy Groskind, Carterville, IL
RAZZLE DAZZLE 94" x 103"

Quilting Method: Stationary Machine
Quilting Technique: Binding Technique (Flange), Decorative Stitching, Embroidery (Free-Motion), Piecing (Foundation), Quilting (Free-Motion, Matchstick, Ruler Work); *Design Source:* *Dazzling New York Beauty Sampler: Paper Piece a Show-Stopping Quilt*; *54 Blocks* by Cinzia White, C&T Publishing, 2021

105 Joann Herring, Eads, TN
JOANN'S FLOWER GARDEN
70" x 88"

Quilting Method: Stationary Machine
Quilting Technique: Appliqué (Machine), Appliqué (Raw Edge), Binding Technique (Piped Edging), Decorative Stitching, Embellishments (Beading), Fabric Origami, Piecing (Machine), Quilting (Free-Motion); *Quilted By:* Polly Stone

106 Pat K. Holly, Ann Arbor, MI
THE SAMPLE BOOK QUILT
68" x 69"

Quilting Method: Stationary Machine
Quilting Technique: Appliqué (Machine, Raw Edge, Reverse), Binding Technique (Piped Edging), Embroidery (Hand), Piecing (Machine), Quilting (Free-Motion, Walking Foot)

107 Delia P. Kane, Medford, NJ
MOAICS I HAVE MET 104" x 105"

Quilting Method: Stationary Machine
Quilting Technique: Appliqué (Hand), Decorative Stitching, Embroidery (Hand), Piecing (Machine), Quilting (Free-Motion, Ruler Work); *Design Source:* Inspired by the LOD Mosaic, Nilotic Scenes & other ancient mosaics, Italy & Greece

108 Yasuyo Kon, Tokyo, Japan
PENCIL QUILT RED 74" x 74"

Quilting Method: Stationary Machine
Quilting Technique: Appliqué (Machine), Decorative Stitching, Embroidery (Free-Motion), Quilting (Free-Motion)

109 Debra Milkovich, Honolulu, HI
THURSDAY NIGHT FEVER 96" x 96"

Quilting Method: Stationary Machine
Quilting Technique: Appliqué (Hand, Machine, Raw Edge, Reverse), Binding Technique (Facing), Collage, Decorative Stitching, Embellishments (Beading, Couching), Embroidery (Free-Motion, Hand), Fabric Dyeing, Fabric Painting, Piecing (English Paper Piecing, Foundation, Hand, Machine, Paper), Quilting (Free-Motion, Ruler Work), Thread Painting, Thread Sketching

110 Noriko Misawa, Tokyo, Japan
SUPER MOON AND TOKYO TOWER 77" x 79"

Quilting Method: Stationary Machine
Quilting Technique: Appliqué (Hand), Piecing (Hand, Machine), Quilting (Free-Motion)

111 Kyoko Ochiai, Tokyo, Japan
CAMELLIA 64" x 78"

Quilting Method: Stationary Machine
Quilting Technique: Appliqué (Hand), Embroidery (Hand), Piecing (Hand, Machine), Quilting (Free-Motion, Walking Foot)

CONTEST QUILT DESCRIPTIONS

100s: Large Quilts – Stationary Machine Quilted



112 Ruth Ohol, Lockport, NY
SIX HOURS IN ARLES 81" x 81"
Quilting Method: Stationary Machine
Quilting Technique: Appliqué (Machine, Raw Edge), Binding Technique (Beading)

113 Sachiko Sasakura, Tokyo, Japan
DREAM FLOWER 75" x 75"
Quilting Method: Stationary Machine
Quilting Technique: Appliqué (Fused, Machine), Fabric Painting, Piecing (Machine), Quilting (Free-Motion)

114 Simone Steuxner, Haerjedalen, Sweden
REMEMBERING ME 70" x 70"
Quilting Method: Stationary Machine
Quilting Technique: Appliqué (Hand, Machine), Binding Technique (Piped Edging), Embellishments (Beading, Couching, Crystals), Embroidery (Hand, Silk Ribbon), Quilting (Free-Motion, Matchstick, Ruler Work)

115 Janet Stone, Overland Park, KS
BLOOMING BLOCKS & ONE FROM THE FLOCK 69" x 89"
Quilting Method: Stationary Machine
Quilting Technique: Appliqué (Machine, Raw Edge), Embellishments (Couching, Crystals), Piecing (Machine), Quilting (Free-Motion, Walking Foot), Hand Covered Button(s), Hand Lettering

116 Jane Taylor, Union, KY
TWO OF US - 2 79" x 79"
Quilting Method: Stationary Machine
Quilting Technique: Appliqué (Machine), Piecing (Machine), Quilting (Free-Motion); *Design Source:* The Two of Us pattern by Sue Nickels & Pat Holly, *The Quilt Show*, 2013

117 Kathy K. Wylie, Ontario, Canada
BEAUTY IN THE BROKEN 71" x 71"
Quilting Method: Stationary Machine
Quilting Technique: Appliqué (Hand), Decorative Stitching, Piecing (Hand), Quilting (Free-Motion), Open Work, Machine Thread Lace

118 Midori Yusa, Fukushima, Japan
WHERE WE'RE GOING 76" x 83"
Quilting Method: Stationary Machine
Quilting Technique: Appliqué (Machine, Raw Edge), Binding Technique (Piped Edging), Piecing (Improvisational, Machine), Quilting (Free-Motion)



American Quilter's Society



Quilt Seminars At Sea



Holland America Line®
 SAVOR THE JOURNEY

AQS Seam Exclusive HAWAII CRUISE

17 Days • January 10-27, 2026

Explore the world with fellow quilters!

Experience the stunning beauty of Maui, Oahu, Hawaii, and Kauai. Along the way, you'll enjoy quilting classes with expert instructors, all while taking in the breathtaking tropical views.



SCAN NOW


GO.AMERICANQUILTER.COM/QUILT-CRUISE

Joyce Hughes, Michelle Renee Hiatt, Kathy Dunigan, Kyra Reps, and Margaret Willingham

Join during QuiltWeek at the
AQS Information Center

OR

After the show at
AmericanQuilter.com/Join



**LIFETIME
MEMBERSHIP**



ONLY \$595



American Quilter's Society

ENJOY A LIFETIME OF QUILTING INSPIRATION

*With the World's Largest
Quilting Membership Organization!*

EXCLUSIVE

Lifetime Membership Benefits

- Complimentary daily AQS QuiltWeek show admission
 - Priority entry at AQS QuiltWeek events
 - Unlimited access to *American Quilter* magazine
- Access to future special savings offers from our partners

FREE GIFT for Lifetime Members
courtesy of WonderFil Specialty Threads

PLUS! Enjoy all the Same
Benefits of Yearly Membership

WIN A VIP TRIP TO THE NATIONAL QUILT MUSEUM

NATIONAL
NQM
QUILT MUSEUM

Scandinavian Summer by Barbara Kilbourn

Visit **Booth#1118** and sign up to win a VIP trip to The National Quilt Museum, including:

- Benefactor Level Friend Membership entitles you to discounts year-round on merchandise, classes, programs, and more.
- VIP White-Glove Experience provides a behind-the-scenes look at The National Quilt Museum Collection for you and a guest.
- Gift Basket with The National Quilt Museum Collection Book, branded merchandise, notions, fabrics, and more.
- Two-night stay for you and a guest at the Holiday Inn Paducah Riverfront property two blocks from The National Quilt Museum. Explore Paducah's many quilt shops, quilt murals, and vibrant dining scene.

*Travel expenses not included

NATIONAL
NQM
QUILT MUSEUM

215 Jefferson Street • Paducah, KY 42001 | 270.442.8856 | Hours: Mon. – Sat. 10 am – 5 pm • Sundays 1 pm – 5 pm

**HAPPENING NOW UNTIL SEPT 15
IN ELKHART COUNTY, INDIANA!**



The annual, **award-winning** Quilt Gardens along the Heritage Trail joins quilting, gardening and art into a **one-of-a-kind event** featuring **super-sized hand-painted Quilt Murals** and more than **one million vibrant blooms in gigantic Quilt Gardens**.



**SCAN THE QR CODE TO LEARN
MORE AND REQUEST YOUR
FREE AREA GUIDE WITH MAPS**



#QUILTGARDENS

QUILTGARDENS.COM



**YOUR QUILT.
YOUR MOMENT.**

AQS QuiltWeek

Quilt Contests

Don't hide your talent under a bushel, let your artistry shine. It doesn't matter if you're a traditional, modern, art—or something in between—quilter, there is an AQS QuiltWeek Quilt Contest ready for you!

2026 CONTEST DEADLINE

Daytona Beach	9/18/2025
New England	11/6/2025
Paducah	11/20/2025
Grand Rapids	4/30/2026
Lancaster	5/21/2026

**SCAN NOW ►
LEARN MORE**



Learn more at
go.americanquilter.com/contests

NATIONAL BRAND PARTNERS

accuquilt

BERNINA
made to create



200s: Large Quilts – Movable Machine Quilted



Detail: 209, PSYCHEDELIC CARPENTER SQUARE, Penny M. Boese

201 Helen Margaret Adamson,
Nashwauk, MN
365 CHALLENGE - STAR OF WONDER 90" x 90"
Quilting Method: Movable Machine
Quilting Technique: Appliqué (Hand, Machine, Raw Edge, Reverse), Binding Technique (Facing), Piecing (English Paper Piecing, Foundation, Machine), Quilting (Computer-Assisted, Free-Motion); *Design Source:* 365 Challenge - Star of Wonder pattern by Kathryn Kerr, 2022

202 Renee Arens, Howell, MI
STARSTRUCK 70" x 70"
Quilting Method: Movable Machine
Quilting Technique: Piecing (Machine); *Design Source:* Gelato Medallion pattern by Sherri McConnell, A Quilting Life, 2019; *Quilted By:* Kathy Kittle

203 Andrea Ashwell, Westbury, UK
TALES OF CLOTH 74" x 74"
Quilting Method: Movable Machine
Quilting Technique: Appliqué (Hand, Raw Edge), Embellishments (Beading), Embroidery (Hand), Piecing (Machine), Quilting (Free-Motion, Matchstick, Ruler Work); *Design Source:* Boehm House Vintage pattern by Rhonda Dort, 2020

204 Monique Baczewski, Marana, AZ
WHIMSICAL VASES 81" x 82"
Quilting Method: Movable Machine
Quilting Technique: Appliqué (Machine), Piecing (Machine), Quilting (Free-Motion); *Design Source:* Whimsical Vases pattern by Kim McLean, Glorious Color; *Quilted By:* Becky Coykendall

205 Marilyn Badger, Saint George, UT
ROYAL TREASURE 82" x 82"
Quilting Method: Movable Machine
Quilting Technique: Appliqué (Hand, Machine), Binding Technique (Beading, Facing, Prairie Points), Decorative Stitching, Embellishments (Beading, Crystals), Embroidery (Hand), Fabric Painting, Piecing (Machine), Quilting (Free-Motion, Matchstick, Ruler Work)

206 Carol Bean, Columbia Falls, MT
KILBURN REEF 107" x 107"
Quilting Method: Movable Machine
Quilting Technique: Piecing (Paper), Quilting (Computer-Assisted); *Design Source:* Coral Reef pattern by Judy Niemeyer, Quiltworx.com, 2020

207 Jacqui A. Belus, Banner, WY
THE STAR OF WONDER 84" x 84"
Quilting Method: Movable Machine
Quilting Technique: Appliqué (Hand, Machine, Raw Edge, Reverse), Binding Technique (Piped Edging), Embellishments (Beading), Piecing (English Paper Piecing, Foundation, Hand, Machine, Paper), Quilting (Free-Motion); *Design Source:* 365 Challenge - Star of Wonder pattern by Kathryn Kerr, 2022

208 May Black, Rolla, MO
CARNIVAL FLOWER QUEEN 98" x 98"
Quilting Method: Movable Machine
Quilting Technique: Appliqué (Hand), Piecing (Foundation, Machine, Paper), Quilting (Free-Motion, Ruler Work); *Design Source:* Carnival Flower pattern by Judy & Bradley Niemeyer, Quiltworx.com, 2023; *Quilted By:* Juanita Long

209 Penny M. Boese, Chandler, AZ
PSYCHEDELIC CARPENTER SQUARE 76" x 76"
Quilting Method: Movable Machine
Quilting Technique: Binding Technique (Facing), Piecing (Machine), Quilting (Computer-Assisted)

210 Denniele Bohannon, Harrisonville, MO
PHOEBE'S FAVORITE 75" x 75"
Quilting Method: Movable Machine
Quilting Technique: Appliqué (Hand, Machine, Raw Edge), Piecing (Foundation, Machine), Quilting (Free-Motion, Ruler Work); *Design Source:* Phoebe's Favorite: Dogtooth Applique BOM patterns by Barbara Brackman, 2023; *Quilted By:* Sue Daurio

211 Jes Bohn, Woodland Hills, CA
GRADE SCHOOL BANQUET 72" x 102"
Quilting Method: Movable Machine
Quilting Technique: Appliqué (Hand), Piecing (Machine), Quilting (Free-Motion); *Quilted By:* Matt Randall

212 Carol W. Carpenter, Tucson, AZ
TROPICAL PARADISE 81" x 75"
Quilting Method: Movable Machine
Quilting Technique: Panel (Commercially Printed), Piecing (Machine), Quilting (Free-Motion); *Design Source:* One-Block Wonders by Maxine Rosenthal; Fabulous Flamingos panel by Ro Gregg, Paintbrush Studio Fabrics; *Quilted By:* Kris Neifeld



200s: Large Quilts – Movable Machine Quilted

- 213 Clara Cartwright**, Shell Knob, MO
ARCADIA AVENUE 71" x 87"
Quilting Method: Movable Machine
Quilting Technique: Binding Technique (Flange), Piecing (Machine, Paper), Quilting (Free-Motion, Ruler Work); *Design Source:* Arcadia Avenue BOM pattern by Sassafras Lane Designs
- 214 Judith Craddock**, Prattsville, NY
BELLES FLEURS 76" x 76"
Quilting Method: Movable Machine
Quilting Technique: Appliqué (Hand), Binding Technique (Facing), Embroidery (Hand, Silk Ribbon), Piecing (Machine), Quilting (Free-Motion, Trapunto); *Quilted By:* Louise Klare
- 215 Linda Crandell**, Gravette, AR
LOSS 60" x 72"
Quilting Method: Movable Machine
Quilting Technique: Appliqué (Machine), Embroidery (Hand), Fabric Dyeing, Paintstiks, Piecing (Foundation, Machine), Quilting (Computer-Assisted); *Design Source:* *Viral Menace* print by Ralph Steadman, Ralph Steadman Art Collection
- 216 Julie Crowell**, Katy, TX
QUILT IS BEAUTIFUL 67" x 67"
Quilting Method: Movable Machine
Quilting Technique: Piecing (Machine), Quilting (Computer-Assisted, Free-Motion)
- 217 Jacqueline de Jonge & Stacie Spradlin**, South Holland, Netherlands
CATCH ME 80" x 80"
Quilting Method: Movable Machine
Quilting Technique: Piecing (Foundation, Machine, Paper), Quilting (Free-Motion, Matchstick, Ruler Work), Binding Technique (Two Sided)
- 218 Christina DeChellis & Kathy DeChellis**, Canyon Country, CA
OASIS 84" x 84"
Quilting Method: Movable Machine
Quilting Technique: Piecing (Foundation, Machine), Quilting (Free-Motion, Ruler Work, Stencil)
- 219 Susan Deshensky**, Mamaroneck, NY
THE BIG FERRIS WHEEL 99" x 99"
Quilting Method: Movable Machine
Quilting Technique: Appliqué (Machine), Piecing (Foundation, Machine, Paper), Quilting (Computer-Assisted); *Design Source:* Dinner Plate Dahlia pattern by Judy & Judel Niemeyer, Quiltworx.com, 2018; *Quilted By:* Carrie Barone
- 220 Laurie S. Early**, Rockingham, VA
SUNSHINE IN THE PINES 80" x 80"
Quilting Method: Movable Machine
Quilting Technique: Appliqué (Hand), Piecing (Hand, Machine); *Design Source:* Sunshine in the Pines BOM pattern by Deborah Doward, Material Obsession, 2023; *Quilted By:* Paula Caldwell
- 221 Judy Garden**, Ontario, Canada
MAZE OF VINES AND ROSES 61" x 61"
Quilting Method: Movable Machine
Quilting Technique: Appliqué (Broderie Perse, Hand), Binding Technique (Flange), Embroidery (Free-Motion, Hand), Piecing (Hand), Quilting (Free-Motion, Ruler Work)
- 222 Donna Goodlaxson**, St. Paul, MN
BASILICA DI SAN MARCOS I 89" x 99"
Quilting Method: Movable Machine
Quilting Technique: Piecing (Machine), Quilting (Free-Motion); *Quilted By:* Shannon Quigley
- 223 Molly Hamilton-McNally**, Coto De Caza, CA
CARAVAN 75" x 75"
Quilting Method: Movable Machine
Quilting Technique: Appliqué (Hand), Quilting (Free-Motion)
- 224 Julie P. Hannah**, Gardendale, AL
TEA PARTY 87" x 87"
Quilting Method: Movable Machine
Quilting Technique: Appliqué (Machine, Raw Edge, Wool), Decorative Stitching, Embellishments (Beading, Crystals), Embroidery (Hand, Silk Ribbon), Piecing (Machine), Quilting (Computer-Assisted, Free-Motion); *Design Source:* Tea Party pattern by Wendy Williams, Flying Fish Kits; *Quilted By:* Patty Wilson
- 225 Nancy Herzing**, Woodlawn, IL
TAHOE 84" x 84"
Quilting Method: Movable Machine
Quilting Technique: Piecing (Machine), Quilting (Free-Motion); *Design Source:* Tahoe Quilt Along pattern designed by Edyta Sitar for Laundry Basket Quilts, laundrybasketquilts.com
- 226 Robyn Holden**, Shell Rock, IA
STRIPED IN GLORY 96" x 96"
Quilting Method: Movable Machine
Quilting Technique: Appliqué (Hand, Reverse), Piecing (Machine, Paper), Quilting (Free-Motion, Ruler Work); *Design Source:* The 1876 Centennial Quilt pattern by Anne Dawson; *Quilted By:* Louise Klare
- 227 Erin Huebschman**, Lancaster, WI
A QUILT FOR GRANDPA PETER'S BED 98" x 81"
Quilting Method: Movable Machine
Quilting Technique: Piecing (Machine), Quilting (Computer-Assisted); *Design Source:* A New Age BOM pattern by Nancy Rink, Nancy Rink Designs
- 228 Jan Hutchison**, Newton, KS
MILLEFLEUR 68" x 78"
Quilting Method: Movable Machine
Quilting Technique: Embellishments (Beading), Quilting (Free-Motion, Ruler Work), Wholecloth
- 229 Merrilee Jung**, Benton, KY
TULA BUTTERFLY 2.0 89" x 94"
Quilting Method: Movable Machine
Quilting Technique: Appliqué (Machine), Piecing (Foundation, Machine, Paper), Quilting (Computer-Assisted); *Design Source:* The Butterfly Quilt 2nd Edition pattern by Tula Pink, 2021
- 230 Ashley Journey**, Fancy Gap, VA
PRISM 70" x 71"
Quilting Method: Movable Machine
Quilting Technique: Binding Technique (Facing), Piecing (Improvisational, Machine), Quilting (Free-Motion, Matchstick)



200s: Large Quilts – Movable Machine Quilted

- 231 Carla Kilkelly**, Richfield, MN
AMICITIA 100" x 100"
Quilting Method: Movable Machine
Quilting Technique: Appliqué (Hand), Binding Technique (Piped Edging), Embroidery (Hand), Piecing (Foundation, Hand, Machine), Quilting (Free-Motion); *Design Source:* Sundance pattern by Rita Verroca; *Quilted By:* Page Johnson
- 232 Karen Kineman**, Kevil, KY
MELT DOWN 61" x 91"
Quilting Method: Movable Machine
Quilting Technique: Appliqué (Machine), Piecing (Machine), Quilting (Free-Motion)
- 233 Roberta Lagomarsini**, Bishop, CA
PRAYER BEADS (PRAYER SERIES No. 8) 61" x 65"
Quilting Method: Movable Machine
Quilting Technique: Binding Technique (Facing), Fabric Dyeing, Fabric Painting, Inking, Piecing (Improvisational, Machine, Silk Screen), Quilting (Free-Motion)
- 234 JoAnne Lammert**, St. Louis, MO
HOW I SPENT MY SUMMER VACATION! 92" x 92"
Quilting Method: Movable Machine
Quilting Technique: Piecing (Machine), Quilting (Free-Motion, Ruler Work); *Design Source:* Fantasy BOM pattern by Wing and a Prayer Design, LLC, 2020; *Quilted By:* Tammy Caple
- 235 Heather M. Lyon**, Cheshire, CT
STAR OF WONDER 88" x 88"
Quilting Method: Movable Machine
Quilting Technique: Appliqué (Hand), Decorative Stitching, Embroidery (Hand), Piecing (English Paper Piecing, Foundation, Machine, Paper), Quilting (Free-Motion, Ruler Work); *Design Source:* Star of Wonder pattern by Kathryn Kerr; 3" Alphabet, Number, and Punctuation patterns by Ten Cow Quilts
- 236 Bobby Martin**, Dacula, GA
CHILHOWIE 74" x 76"
Quilting Method: Movable Machine
Quilting Technique: Piecing (Machine), Quilting (Computer-Assisted); *Design Source:* Chilhowie pattern by Bonnie K. Hunter
- 237 Sandie Massett**, Eugene, OR
VINTAGE DUDE 73" x 73"
Quilting Method: Movable Machine
Quilting Technique: Appliqué (Broderie Perse, Hand, Reverse), Fabric Origami, Inking, Piecing (English Paper Piecing, Hand, Machine), Quilting (Free-Motion, Ruler Work)
- 238 Diane Mooradian**, East Lansing, MI
WANDERER'S WIFE 64" x 74"
Quilting Method: Movable Machine
Quilting Technique: Piecing (Machine), Quilting (Free-Motion); *Design Source:* Wanderer's Wife pattern by Jen Kingwell; *Quilted By:* Lynette Harlan
- 239 Joanne M. Pickett**, Brighton, CO
RORY'S BUNNY GARDEN 93" x 93"
Quilting Method: Movable Machine
Quilting Technique: Appliqué (Hand), Binding Technique (Prairie Points), Piecing (Machine), Quilting (Computer-Assisted, Free-Motion, Ruler Work); *Design Source:* Tulips for Oma pattern by Christa Smith, Cotton Berry Quilts, 2020
- 240 Judy Powell**, Riverton, WY
DON'T BE SQUARE 82" x 82"
Quilting Method: Movable Machine
Quilting Technique: Appliqué (Broderie Perse, Machine), Binding Technique (Piped Edging), Piecing (Hand, Paper), Quilting (Free-Motion, Matchstick, Ruler Work, Trapunto); *Design Source:* Catch Me pattern by Jacqueline de Jonge, BeColourful.com
- 241 Becky Preston**, La Grange Park, IL
PROUD AS A PEACOCK 68" x 86"
Quilting Method: Movable Machine
Quilting Technique: Piecing (Hand, Machine, Paper), Quilting (Free-Motion); *Design Source:* The 4" x 5" Quilt-Block Anthology: 182 Blocks for Reproduction Fabrics by Carol Hopkins & Linda M. Koenig, That Patchwork Place, 2017; *Quilted By:* Frank Karls
- 242 Margaret Irene Reiswig**, Loveland, CO
MARGARET'S CRITTERS 80" x 100"
Quilting Method: Movable Machine
Quilting Technique: Appliqué (Hand, Machine, Raw Edge), Binding Technique (Piped Edging), Decorative Stitching, Embroidery (Hand), Quilting (Computer-Assisted, Free-Motion); *Design Source:* Woodland Creatures patterns by Rosemary Makhan
- 243 Linda Sanford**, Shelbyville, KY
TRUE FRIENDS 74" x 87"
Quilting Method: Movable Machine
Quilting Technique: Appliqué (Hand), Binding Technique (Flange), Embroidery (Hand), Piecing (English Paper Piecing, Hand, Machine, Paper), Quilting (Free-Motion), Embellishments (Rick Rack, Buttons); *Design Source:* Memory Lane pattern by Deborah Borsos & Leslee Price, Painted Pony 'n Quilts
- 244 Laurie V. Schnitzer**, Toms River, NJ
KAFFE & FRIENDS GO CLAMMING 86" x 95"
Quilting Method: Movable Machine
Quilting Technique: Appliqué (Machine), Piecing (Machine), Quilting (Free-Motion); *Design Source:* Kaffe Clamshells pattern and Hearts and More Rotary Cut Appliqué by Sue Pelland, Sue Pelland Designs, 2016; *Quilted By:* Kristin Alfano
- 245 Rie Shiraishi**, Ehime, Japan
GARDEN WITH DAHLIA IN BLOOM 75" x 75"
Quilting Method: Movable Machine
Quilting Technique: Appliqué (Machine), Paintstiks, Piecing (Machine), Quilting (Free-Motion, Trapunto)
- 246 Angel Sidor**, Lincolnshire, IL
VIOLETTA 87" x 94"
Quilting Method: Movable Machine
Quilting Technique: Appliqué (Hand), Binding Technique (Piped Edging), Piecing (Hand, Machine); *Design Source:* Robert's Floral Garden pattern by Robert Callahan, McCall's Quilting Collector's Series; *Quilted By:* Sue Di Varco



200s: Large Quilts – Movable Machine Quilted

- 248 Elizabeth C. Smith,** Louisville, KY
BRILLIANT BEAUTIES OF JOY 78" x 78"
Quilting Method: Movable Machine
Quilting Technique: Appliqué (Hand), Embellishments (Crystals), Piecing (Paper), Quilting (Free-Motion); *Design Source:* Brilliant Beauties of Joy pattern by Jacqueline de Jonge, BeColourful.com, 2017; *Quilted By:* Liz Allard Shade
- 249 Linda Snellgrove,** Huntsville, AL
MYSTERIOUS COURTYARD 98" x 98"
Quilting Method: Movable Machine
Quilting Technique: Piecing (Foundation), Quilting (Computer-Assisted); *Design Source:* Mysterious Courtyard pattern by Judy & Bradley Niemeyer, Quiltworx.com, 2021
- 250 Margaret E. Solomon Gunn,** Gorham, ME
ADVENTURES OF AQUAMARINE AND AMETHYST 75" x 80"
Quilting Method: Movable Machine
Quilting Technique: Appliqué (Hand), Embellishments (Crystals), Piecing (Hand), Quilting (Free-Motion, Matchstick, Ruler Work)
- 251 Paula F. Starkweather,** Mackinac Island, MI
CRAIGIEVAR HARLED 94" x 94"
Quilting Method: Movable Machine
Quilting Technique: Appliqué (Hand), Binding Technique (Facing), Piecing (Machine), Quilting (Free-Motion, Ruler Work)
- 252 Dorothy Streffling,** Warren, MI
AUTUMN SOLSTICE 107" x 107"
Quilting Method: Movable Machine
Quilting Technique: Piecing (Machine), Quilting (Free-Motion); *Design Source:* Solstice Star pattern by Patti Carey, Patti's Patchwork, 2019; *Quilted By:* Maggie Smith
- 253 Sara Sweesy,** Fort Myers, FL
SOME KIND OF WONDERFUL 79" x 79"
Quilting Method: Movable Machine
Quilting Technique: Piecing (Machine), Quilting (Computer-Assisted); *Design Source:* Beaded Lace pattern designed by Sarah Furrer for Deb Tucker's Studio 180 Design; *Quilted By:* Darla Parks
- 254 Jane Taylor,** Union, KY
KHQS MYSTERY QUILT 81" x 96"
Quilting Method: Movable Machine
Quilting Technique: Appliqué (Hand, Machine), Piecing (Foundation, Machine, Paper), Quilting (Computer-Assisted); *Design Source:* Every Scrap has a Story pattern by Sarah Frye, Kentucky Heritage Quilt Society, 2024; *Quilted By:* Debbie Krajkowski
- 255 Laurie Tigner,** Rapid City, SD
PEACOCK HOEDOWN 72" x 72"
Quilting Method: Movable Machine
Quilting Technique: Appliqué (Machine, Turned-Edge), Embellishments (Beading, Couching, Crystals), Piecing (Machine), Quilting (Free-Motion, Matchstick, Ruler Work), Button-Hole Stitched
- 256 Mayleen Vinson,** Haysville, KS
MRS. BILLINGS 91" x 91"
Quilting Method: Movable Machine
Quilting Technique: Appliqué (Hand), Piecing (English Paper Piecing, Machine), Quilting (Computer-Assisted, Free-Motion, Ruler Work); *Design Source:* Mrs Billings Coverlet pattern by Karen Styles, Somerset Patchwork & Quilting, 2011; *Quilted By:* Richard Larson
- 257 Jeffrey Warner,** Long Beach, CA
HERMETIC AXIOM 96" x 97"
Quilting Method: Movable Machine
Quilting Technique: Binding Technique (Facing), Piecing (Machine), Quilting (Computer-Assisted); *Quilted By:* Tom Stevens
- 258 Debbie Wehmeyer,** Fraser, CO
HALO MEDALLION QUILT 100" x 103"
Quilting Method: Movable Machine
Quilting Technique: Binding Technique (Flange, Piped Edging), Decorative Stitching, Embroidery (Free-Motion), Piecing (English Paper Piecing, Machine, Paper), Quilting (Free-Motion, Ruler Work), Thread Painting; *Design Source:* Halo Medallion BOM pattern by Sue Garman, comequilt.com; *Quilted By:* Linda Carlson; *Other Stitchers:* Jeanette Lone
- 259 Linda Ann Wells,** Spring Hill, FL
FRESH CUT FLOWERS 84" x 102"
Quilting Method: Movable Machine
Quilting Technique: Decorative Stitching, Piecing (Foundation); *Design Source:* Fresh Cut Flowers by Liz Schwartz & Stephen Seifert, Zippy Designs Pub, 2002; *Quilted By:* Louise Isabelle
- 260 Maggie Dawson,** British Columbia, Canada
365 CHALLENGE - STAR OF WONDER 100" x 89"
Quilting Method: Movable Machine
Quilting Technique: Appliqué (Hand, Reverse), Embroidery (Hand), Piecing (English Paper Piecing, Foundation, Machine), Quilting (Free-Motion, Ruler Work); *Design Source:* 365 Challenge - Star of Wonder pattern by Kathryn Kerr, 2022

NEW! from Taylor Seville® USA



Magic® Fabric Glue™

PATENT PENDING

Temporary




Non-Toxic & Acid-Free




RECTANGLE

3X More!
Fabric Glue



Glue Dries Clear



Adheres Well
Releases Easily



Erases with
Damp Cloth



Applique



English Paper Piecing



Magic® Fabric Glue™

PATENT PENDING

Temporary




Non-Toxic & Acid-Free




ROUND

3X More!
Fabric Glue



Glue Dries Clear



Adheres Well
Releases Easily



Erases with
Damp Cloth



Matching a Straight Seam



Matching Pieced Seams

Visit: taylorseville.com Call: 847-609-7922

To Order, Call: Brewer Sewing Supplies • Checker Distributors • Delaware Dry Goods
E.E. Schenck Co. • Notions Marketing • RNK Distributing
United Notions / Moda Fabric Supplies





SHOW SPECIAL

AQS Gift Shop Booth #1402:

Buy any AQS QuiltWeek short sleeve shirt* and show tote and receive the show pin **FREE!**



\$60
RETAIL
MEMBER
\$48

*Long sleeve shirts are available for an additional charge.



Relaxatio™

Safe and effective therapeutic pain management device

TREATMENT AREAS:



*Visit our booth for more
info and a free demo*



Booth #1901



300s: Hand Quilted Quilts



Detail: 308, HELLO LADYBUG, Yoshiyuki Ishizaki

- 301 Sachiko Chiba**, Iwate, Japan
TO MY FATHER 76" x 76"
Quilting Method: Hand
Quilting Technique: Appliqué (Hand), Embellishments (Beading), Embroidery (Hand), Quilting (Hand, Trapunto)
- 302 Barbara J. Clem**, Rockford, IL
MY JOURNEY WITH GRACE 90" x 90"
Quilting Method: Hand
Quilting Technique: Appliqué (Hand), Piecing (Machine), Quilting (Hand, Matchstick, Trapunto)
- 303 Jennifer Emry**, Arlington, VA
PERCEPTION OF DEPTH 88" x 87"
Quilting Method: Hand
Quilting Technique: Binding Technique (Facing), Piecing (Improvisational, Machine), Quilting (Hand)
- 304 Osami Gonohe**, Aomori, Japan
ADVENT CALENDAR 81" x 81"
Quilting Method: Hand
Quilting Technique: Appliqué (Hand), Embroidery (Hand), Piecing (Hand)
- 305 Peggy A. Green**, Sparta, TN
SPRINGTIME IN TENNESSEE 62" x 71"
Quilting Method: Hand
Quilting Technique: Appliqué (Hand), Embroidery (Hand), Quilting (Hand, Trapunto), Bias Work
- 306 Antonia Hering**, Noord-Holland, Netherlands
AS DUTCH AS IT GETS 43" x 67"
Quilting Method: Hand
Quilting Technique: Appliqué (Hand), Decorative Stitching, Embellishments (Beading), Embroidery (Hand), Quilting (Hand)
- 307 Mayumi Ishii**, Saitama, Japan
HARMONY 80" x 80"
Quilting Method: Hand
Quilting Technique: Appliqué (Hand), Embroidery (Hand), Quilting (Hand, Trapunto)
- 308 Yoshiyuki Ishizaki**, Hyogo, Japan
HELLO LADYBUG 71" x 71"
Quilting Method: Hand
Quilting Technique: Appliqué (Hand), Embroidery (Hand), Piecing (Hand), Quilting (Hand)
- 309 Yoko Kageyama**, Mie, Japan
LIGHT AND SHADOW 80" x 80"
Quilting Method: Hand
Quilting Technique: Appliqué (Hand), Piecing (Hand, Machine), Quilting (Hand)
- 310 Hideko Kawai**, Hyogo, Japan
WELCOME TO THE BEAUTIFUL SEA 72" x 41"
Quilting Method: Hand
Quilting Technique: Appliqué (Hand), Piecing (Hand), Quilting (Hand)
- 311 Jinyoung Lee**, Seoul, Republic of Korea
LITTLE GIRL DANJI AND KITTEN JENNY 62" x 70"
Quilting Method: Hand
Quilting Technique: Appliqué (Hand), Binding Technique (Facing), Embellishments (Beading, Couching), Embroidery (Hand), Piecing (Machine), Printing (Photo Transfer), Quilting (Hand), Patchwork
- 313 Megumi Mizuno**, Saitama, Japan
FALL SEVEN TIMES, STAND UP EIGHT! 67" x 79"
Quilting Method: Hand
Quilting Technique: Appliqué (Hand), Embellishments (Beading), Embroidery (Hand), Piecing (Hand), Quilting (Hand)
- 314 Toyoko Nakajima**, Gunma, Japan
MORNING ROAD 77" x 77"
Quilting Method: Hand
Quilting Technique: Appliqué (Hand), Embroidery (Hand), Piecing (Hand), Quilting (Hand, Trapunto)
- 315 Fujiko Nomoto**, Kanagawa, Japan
FLOW OF TIME 61" x 69"
Quilting Method: Hand
Quilting Technique: Appliqué (Hand), Piecing (Hand), Quilting (Hand)
- 316 Setsuko Oki**, Chiba, Japan
ETERNAL BOND 67" x 75"
Quilting Method: Hand
Quilting Technique: Appliqué (Hand), Piecing (Hand)



300s: Hand Quilted Quilts

- 317 Lahala J. Phelps**, Washington, UT
FLOWERS FOR MY SISTER SUSIE 56" x 56"
Quilting Method: Hand
Quilting Technique: Appliqué (Hand), Quilting (Hand, Trapunto)
- 318 QianNaFang Studio**, Shanghai, China
SOARING DRAGON 71" x 71"
Quilting Method: Hand
Quilting Technique: Appliqué (Hand, Reverse), Decorative Stitching, Embroidery (Hand), Piecing (Hand), Quilting (Hand); *Other Stitchers:* Yuefang Chen, Xiaoping Chen, Shanshan Meng, Dongmei Guo, Huihong Lu, Ke Zhou, Na Yan
- 319 Linda Riesterer**, Wenatchee, WA
BAMBERG CHURCH DOOR 49" x 64"
Quilting Method: Hand
Quilting Technique: Appliqué (Hand), Piecing (Machine), Quilting (Hand);
Design Source: Wood Carvings, Bamberg Cathedral, Bamberg, Germany
- 320 Aki Sakai**, Tokyo, Japan
HEARTWARMING DAYS 57" x 57"
Quilting Method: Hand
Quilting Technique: Appliqué (Hand), Embroidery (Hand), Piecing (Hand), Quilting (Hand), Yo-yos
- 321 Sechiko Suzuki**, Fukushima, Japan
60TH ANNIVERSARY QUILT 79" x 80"
Quilting Method: Hand
Quilting Technique: Appliqué (Hand), Piecing (Hand), Quilting (Hand, Trapunto)
- 322 Jane Taylor**, Union, KY
NO DAY SHALL ERASE 91" x 80"
Quilting Method: Hand
Quilting Technique: Piecing (Foundation, Machine), Quilting (Hand); *Design Source:* Art Installation by Spencer Finch & Tom Joyce, National September 11 Memorial & Museum, 2014
- 323 Megan Weiss**, Stevensville, MT
CHIPMUNK 40" x 41"
Quilting Method: Hand
Quilting Technique: Appliqué (Hand), Binding Technique (Facing), Quilting (Hand); *Design Source:* Woodburning Project & Pattern Treasury by Deborah Pompano, Fox Chapel Publishing, 2011



CALLING ALL QUILTERS!

The American Quilter's Society is celebrating quilters around the world with the biggest Show and Tell ever!

We want YOU to be part of it. Submit your quilts to the AQS Worldwide Quilt Parade by September 24, 2025.

Don't miss this global celebration, Online Gallery opens October 8, 2025—join the fun today!




sponsored by **Rowenta**

AmericanQuilter.com/Quilt-Parade

Quilt Credit (Left to Right): GLORY! by Marcia Hollopeter, OMBRE STAR by Susan Deshensky, and PHOENIX by Pamela Peck



400s: Modern



Detail: 422, THE 95, Vicki Ruebel

- 401 Cassandra Ireland Beaver,**
Urbana, OH
100 DAYS OF APPLE CORES 52" x 61"
Quilting Method: Stationary Machine
Quilting Technique: Piecing (Improvisational, Machine), Quilting (Walking Foot)
- 402 Susan Braverman,**
San Antonio, TX
PRICKLY PEAR 64" x 64"
Quilting Method: Movable Machine
Quilting Technique: Piecing (Machine, Paper), Quilting (Computer-Assisted)
- 403 Carlton Brown,**
Palm Springs, CA
UNSTOPPABLE 72" x 42"
Quilting Method: Movable Machine
Quilting Technique: Binding Technique (Facing), Piecing (Improvisational), Quilting (Matchstick)
- 404 Clementine Buzick & Beth Nufer,** Harwood, ND
TUNNEL VISION 80" x 80"
Quilting Method: Movable Machine
Quilting Technique: Appliqué (Hand), Binding Technique (Piped Edging), Piecing (Machine), Quilting (Free-Motion, Ruler Work)
- 405 Elizabeth L. Clark,**
Grand Haven, MI
SANCTUARY 53" x 67"
Quilting Method: Movable Machine
Quilting Technique: Binding Technique (Facing), Piecing (Improvisational, Machine), Quilting (Free-Motion); *Quilted By:* Charlene Koppelol
- 406 Julie Crowell,** Katy, TX
SUBWAY 65" x 65"
Quilting Method: Movable Machine
Quilting Technique: Piecing (Improvisational, Machine), Quilting (Computer-Assisted)
- 407 Terry Darling,** Florissant, MO
JUST BE 52" x 48"
Quilting Method: Stationary Machine
Quilting Technique: Binding Technique (Facing), Piecing (Improvisational, Machine), Quilting (Matchstick)
- 408 Barbara Harrell,** Waddell, AZ
IT'S A GARDEN PARTY 60" x 57"
Quilting Method: Movable Machine
Quilting Technique: Appliqué (Machine), Binding Technique (Flange), Piecing (Machine), Quilting (Free-Motion, Ruler Work)
- 409 Sue Holdaway Heys,**
Ann Arbor, MI
URBAN NOISE 50" x 60"
Quilting Method: Stationary Machine
Quilting Technique: Appliqué (Raw Edge), Binding Technique (Facing), Fabric Dyeing, Fabric Painting, Piecing (Improvisational), Quilting (Free-Motion)
- 410 Ann Horton,**
Redwood Valley, CA
FOUR POTS 62" x 66"
Quilting Method: Stationary Machine
Quilting Technique: Appliqué (Hand), Embroidery (Hand), Fabric Dyeing, Piecing (Improvisational, Machine), Quilting (Free-Motion, Hand)
- 411 Ashley Jurney,** Fancy Gap, VA
SLIGHTLY ASKEW 67" x 71"
Quilting Method: Movable Machine
Quilting Technique: Piecing (Improvisational, Machine), Quilting (Free-Motion, Ruler Work)
- 412 Shelley Koss,** Phoenix, AZ
WHAT GOES AROUND COMES AROUND 61" x 63"
Quilting Method: Stationary Machine
Quilting Technique: Appliqué (Machine, Raw Edge), Quilting (Free-Motion)



400s: Modern

- 413 Lorelai Kuecker**, Blackburn, MO
FABULOUS FIREWORKS 50" x 96"
Quilting Method: Movable Machine
Quilting Technique: Piecing (Foundation, Machine), Quilting (Free-Motion)
- 414 Lissa LaGrecia**, Lexington, KY
RANSOM NOTE 86" x 88"
Quilting Method: Movable Machine
Quilting Technique: Appliqué (Raw Edge), Decorative Stitching, Embellishments (Crystals), Embroidery (Hand), Fabric Dyeing, Fabric Painting, Piecing (Improvisational, Machine)
- 415 Christina Lee**, Rogers, AR
THE TATTOO QUILT 57" x 64"
Quilting Method: Movable Machine
Quilting Technique: Piecing (Foundation, Machine, Paper), Quilting (Hand, Ruler Work); *Design Source:* Tattoo Quilt pattern by Berene Campbell, Happy Sew Lucky, 2020; *Quilted By:* Sheila Bayles
- 416 Constance Ayer Mitchell**, Chardon, OH
JOURNEY IN MOTION 56" x 57"
Quilting Method: Movable Machine
Quilting Technique: Quilting (Free-Motion); *Design Source:* Looper pattern by Devon Iott, Miss Make, 2019; *Quilted By:* Anne-Marie Hammond
- 417 Tomoko Ota**, Shizuoka, Japan
ARTISTIC RIDES 61" x 84"
Quilting Method: Hand
Quilting Technique: Appliqué (Hand), Decorative Stitching, Embroidery (Hand), Piecing (Hand), Quilting (Hand)
- 418 Renee M. Perlman**, Danbury, CT
THE LIGHT WITHIN 60" x 72"
Quilting Method: Movable Machine
Quilting Technique: Piecing (Machine); *Design Source:* Light From Within pattern by Pine Tree Country Quilts; *Quilted By:* Karen McTavish
- 419 Sherry Priest**, Barberton, OH
SINGLE CARD KEYPUNCH 72" x 61"
Quilting Method: Movable Machine
Quilting Technique: Binding Technique (Facing), Piecing (Improvisational, Machine), Quilting (Matchstick); *Quilted By:* John Tsiaperas
- 420 Elizabeth K. Ray**, Bentonville, AR
RENEWED 56" x 56"
Quilting Method: Movable Machine
Quilting Technique: Binding Technique (Facing), Piecing (Machine), Quilting (Walking Foot)
- 421 Linda Riesterer**, Wenatchee, WA
ROUNDAABOUT ROULETTE 52" x 41"
Quilting Method: Hand
Quilting Technique: Appliqué (Hand), Embellishments (Beading), Quilting (Hand)
- 422 Vicki Ruebel**, Las Vegas, NV
THE 95 67" x 59"
Quilting Method: Movable Machine
Quilting Technique: Piecing (Machine), Quilting (Free-Motion, Ruler Work), Embellishment (Vinyl); *Other Stitchers:* Judy Dale
- 423 Sarah Ruiz**, Houston, TX
URBAN EQUALIZER 56" x 72"
Quilting Method: Movable Machine
Quilting Technique: Piecing (Machine), Quilting (Computer-Assisted)
- 424 Debbie Shannon**, Statesboro, GA
POPPIE HIGHLAND COO 67" x 65"
Quilting Method: Movable Machine
Quilting Technique: Piecing (Paper), Quilting (Computer-Assisted); *Design Source:* Hair HIGH-land Co pattern by Sarah Pitcher, Pitcher's Boutique, 2024
- 425 Stacie Spradlin**, Quincy, IL
MANGO GARDEN 62" x 80"
Quilting Method: Movable Machine
Quilting Technique: Binding Technique (Piped Edging), Piecing (Machine), Quilting (Free-Motion, Matchstick, Ruler Work); *Design Source:* Mango Garden pattern by Tildasworld.com
- 426 Ronald Stefanak**, Fulton, NY
INTRIGUING KNOTS 56" x 46"
Quilting Method: Stationary Machine
Quilting Technique: Piecing (Paper)
- 427 Leslie Swearingen**, Washington, IL
TAKE A BOW (AKA THE BALLERINA BOW) 85" x 85"
Quilting Method: Movable Machine
Quilting Technique: Appliqué (Hand), Binding Technique (Facing), Piecing (Improvisational, Machine), Quilting (Free-Motion, Ruler Work)
- 428 Kathy Tolbert**, Heath, TX
OUR CODE 53" x 78"
Quilting Method: Movable Machine
Quilting Technique: Piecing (Machine), Quilting (Computer-Assisted)
- 429 Lori Tourscher**, Saskatchewan, Canada
A MAZE-ING CIRCUIT 63" x 81"
Quilting Method: Stationary Machine
Quilting Technique: Appliqué (Machine), Piecing (Machine), Quilting (Free-Motion)
- 430 Marla Varner**, Sequim, WA
SQUIRCL PART 54" x 60"
Quilting Method: Hand
Quilting Technique: Appliqué (Hand), Embroidery (Hand), Piecing (Machine), Quilting (Hand)
- 431 Christa Watson**, Las Vegas, NV
COLORFUL CHAOS 54" x 65"
Quilting Method: Stationary Machine
Quilting Technique: Piecing (Improvisational, Machine), Quilting (Free-Motion, Walking Foot)
- 432 Carollee Williams-Schuegraf**, Palos Verdes, CA
A WING AND A PRAYER 55" x 62"
Quilting Method: Movable Machine
Quilting Technique: Fabric Painting, Piecing (Improvisational, Machine), Quilting (Computer-Assisted, Matchstick); *Quilted By:* John Tsiaperas



500s: Wall Quilts – Stationary Machine Quilted



Detail: 502, THE LION WITHIN, Lise Belanger

- 501 Elizabeth A. Bauman,**
Lakewood, OH
THIS LAND IS OUR LAND 67" x 31"
Quilting Method: Stationary Machine
Quilting Technique: Appliqué (Machine, Raw Edge), Fabric Painting, Piecing (Machine), Quilting (Free-Motion, Walking Foot)
- 502 Lise Belanger,** Québec, Canada
THE LION WITHIN 45" x 45"
Quilting Method: Stationary Machine
Quilting Technique: Appliqué (Raw Edge), Fabric Dyeing, Quilting (Free-Motion, Trapunto)
- 503 Carolyn Butterfield,**
Marysville, WA
KIDS COLLEGE FUND 34" x 46"
Quilting Method: Stationary Machine
Quilting Technique: Appliqué (Raw Edge), Binding Technique (Facing), Collage, Inking, Quilting (Walking Foot); *Design Source:* Photograph by Rachel Weiner
- 504 Carmen María Cambronero,**
Cantabria, Spain
HEXTESLA - EL CAMINO AZUL 71" x 71"
Quilting Method: Stationary Machine
Quilting Technique: Appliqué (Hand), Piecing (English Paper Piecing, Hand), Quilting (Walking Foot), Fussy Cutting
- 505 Hsiu-Hui Chuang,**
Tainan City, Taiwan
THE IMPRESSION OF TAIPEI 59" x 59"
Quilting Method: Stationary Machine
Quilting Technique: Appliqué (Machine), Quilting (Free-Motion)
- 506 Sandra Cord,** Lombard, IL
HEXAGONS AD INFINITUM 53" x 53"
Quilting Method: Stationary Machine
Quilting Technique: Binding Technique (Facing), Piecing (English Paper Piecing), Quilting (Free-Motion, Ruler Work, Walking Foot)
- 507 Joanne Coughlin,** Ann Arbor, MI
IRENE'S JOY 42" x 42"
Quilting Method: Stationary Machine
Quilting Technique: Appliqué (Machine, Raw Edge), Embroidery (Hand), Piecing (Machine), Quilting (Free-Motion, Walking Foot); *Design Source:* Joy pattern by Irene Blanck, Focus on Quilts
- 508 Linda Elise Crouch,**
Victoria, Australia
A MAGICAL WINTER GARDEN 71" x 71"
Quilting Method: Stationary Machine
Quilting Technique: Appliqué (Hand), Binding Technique (Flange), Embroidery (Free-Motion), Quilting (Free-Motion, Matchstick, Trapunto)
- 509 Susan Carroll Crow & Frank W. Crow,** Rochester, MN
ASOBU 57" x 66"
Quilting Method: Stationary Machine
Quilting Technique: Piecing (Machine)
- 510 Sandy Curran,**
Newport News, VA
SILK CRABS 41" x 56"
Quilting Method: Stationary Machine
Quilting Technique: Appliqué (Hand), Decorative Stitching, Embellishments (Beading), Embroidery (Hand), Quilting (Free-Motion)
- 511 Jaimie Davis,** West Linn, OR
CITY OF SAINTS 74" x 54"
Quilting Method: Stationary Machine
Quilting Technique: Appliqué (Machine), Binding Technique (Flange), Embroidery (Hand), Fabric Painting, Inking, Quilting (Free-Motion)
- 512 Sue de Vanny,** Victoria, Australia
DIAMOND DOG 61" x 63"
Quilting Method: Stationary Machine
Quilting Technique: Binding Technique (Facing), Piecing (Machine, Paper), Quilting (Free-Motion, Ruler Work)
- 513 Caryl Bryer Fallert-Gentry,**
Port Townsend, WA
ELECTRIC SNAILS #2 40" x 40"
Quilting Method: Stationary Machine
Quilting Technique: Fabric Painting, Printing (Photo Transfer), Quilting (Free-Motion), Wholecloth
- 514 Romana Frys,** Cliffside Park, NJ
FIRST LOVE 50" x 57"
Quilting Method: Stationary Machine
Quilting Technique: Appliqué (Machine, Raw Edge), Binding Technique (Piped Edging), Quilting (Free-Motion, Ruler Work)
- 515 Mimi Ghauri-Young,**
Yountville, CA
PATH OF SILENCE 30" x 45"
Quilting Method: Stationary Machine
Quilting Technique: Appliqué (Machine, Raw Edge), Embellishments (Couching), Fabric Painting, Piecing (Machine)

500s: Wall Quilts – Stationary Machine Quilted



- 516 Shirley Eileen Grahek**, Chase, MI
ANG'ELIQUE 40" x 66"
Quilting Method: Stationary Machine
Quilting Technique: Appliqué (Machine, Raw Edge), Collage, Quilting (Free-Motion); *Design Source:* Painting by Faiza Maghni; *Quilted By:* Linda Hammer
- 517 Anita Hardwick**, Crawfordsville, IN
CIRCLING ON POINT 51" x 51"
Quilting Method: Stationary Machine
Quilting Technique: Piecing (Hand, Machine), Quilting (Free-Motion, Walking Foot)
- 518 Tamiko Hershey**, Amsterdam, Netherlands
FISH FLOPS 33" x 37"
Quilting Method: Stationary Machine
Quilting Technique: Embroidery (Hand), Piecing (Machine), Quilting (Walking Foot)
- 519 LeAnn Hileman**, Glendale, AZ
MARIE 41" x 66"
Quilting Method: Stationary Machine
Quilting Technique: Appliqué (Hand, Machine, Raw Edge), Collage, Fabric Painting, Quilting (Free-Motion)
- 520 Ann Horton**, Redwood Valley, CA
GYPSY WAGONS 47" x 62"
Quilting Method: Stationary Machine
Quilting Technique: Appliqué (Hand), Decorative Stitching, Embroidery (Machine Digitized), Piecing (Machine), Quilting (Free-Motion); *Design Source:* Digitized embroidery patterns by Anita Goodesign
- 521 Hsiu-Pei Hsieh**, Taoyuan City, Taiwan
LAKES AND MOUNTAINS 55" x 40"
Quilting Method: Stationary Machine
Quilting Technique: Binding Technique (Piped Edging), Collage
- 522 Hsi-Chen Hsu**, New Taipei City, Taiwan
12 CHINESE ZODIAC MASCOTS 42" x 42"
Quilting Method: Stationary Machine
Quilting Technique: Appliqué (Hand), Binding Technique (Piped Edging), Collage, Decorative Stitching, Embroidery (Free-Motion), Fabric Painting, Piecing (Hand), Quilting (Free-Motion), Wholecloth
- 523 Naomi Iida**, Tokyo, Japan
GECKO WATCHING OVER HAWAIIAN FLOWERS 59" x 59"
Quilting Method: Stationary Machine
Quilting Technique: Embroidery (Free-Motion), Fabric Painting, Quilting (Free-Motion), Wholecloth
- 524 Heather L. Kalafut**, Sparta, MI
LUNAR ONE 48" x 48"
Quilting Method: Stationary Machine
Quilting Technique: Piecing (Machine), Quilting (Free-Motion)
- 525 Hatsumi Kawakami**, Saitama, Japan
TSUKUMO II - NEXT TO NINETY NINE II 57" x 57"
Quilting Method: Stationary Machine
Quilting Technique: Piecing (Machine), Quilting (Free-Motion)
- 526 Barbara Anne Kilbourn**, Ann Arbor, MI
PUFFIN PROPOSAL 40" x 30"
Quilting Method: Stationary Machine
Quilting Technique: Appliqué (Raw Edge), Quilting (Free-Motion)
- 527 Nancy Kim**, Seoul, South Korea
THE RED VINEYARDS NEAR ARLES 51" x 46"
Quilting Method: Stationary Machine
Quilting Technique: Collage, Embroidery (Free-Motion), Mosaic, Piecing (Paper), Quilting (Free-Motion); *Design Source:* The Red Vineyard near Arles oil painting by Vincent van Gogh, 1888
- 528 Diana Knight**, Broomfield, CO
FIGHTING WILDFIRE 55" x 43"
Quilting Method: Stationary Machine
Quilting Technique: Binding Technique (Facing), Piecing (Machine), Printing (Photo Transfer), Quilting (Free-Motion, Walking Foot); *Design Source:* Photograph by the Oregon Department of Forestry, AP, 2021
- 529 Taeko Kozuka**, Tokyo, Japan
ROSE GARDEN 51" x 51"
Quilting Method: Stationary Machine
Quilting Technique: Appliqué (Machine), Quilting (Free-Motion, Matchstick, Ruler Work)
- 530 Roberta Lagomarsini**, Bishop, CA
DEVIL'S POSTPILE 67" x 57"
Quilting Method: Stationary Machine
Quilting Technique: Appliqué (Raw Edge), Binding Technique (Facing), Collage, Fabric Dyeing, Fabric Painting, Piecing (Hand), Printing (Silk Screen), Quilting (Free-Motion)
- 531 Judy Zoelzer Levine**, Bayside, WI
TO INFINITY 36" x 36"
Quilting Method: Stationary Machine
Quilting Technique: Binding Technique (Facing), Piecing (Improvisational, Machine), Quilting (Free-Motion, Walking Foot)
- 532 Lili Li**, Hubei, China
JING HE 57" x 68"
Quilting Method: Stationary Machine
Quilting Technique: Appliqué (Machine, Raw Edge, Wool), Binding Technique (Facing), Collage, Embellishments (Ruching), Embroidery (Hand, Silk Ribbon), Fabric Dyeing, Fabric Painting, Paintstiks, Piecing (Foundation), Quilting (Free-Motion)
- 533 Yu-Chen Liang**, Taoyuan City, Taiwan
TAIWAN'S PATRON SAINT - DRAGON 56" x 41"
Quilting Method: Stationary Machine
Quilting Technique: Collage, Decorative Stitching, Fabric Dyeing, Piecing (Machine)
- 534 Amy Lippitt**, Pittsford, NY
MAELSTROM 40" x 40"
Quilting Method: Stationary Machine
Quilting Technique: Binding Technique (Piped Edging), Piecing (Machine), Quilting (Free-Motion, Ruler Work); *Design Source:* Sean's Quilt pattern by Marion Dowell, *Quilters Newsletter Magazine*, 2005
- 536 Tomomi Makabe**, Saitama, Japan
BY MOONLIGHT 51" x 51"
Quilting Method: Stationary Machine
Quilting Technique: Appliqué (Machine, Reverse), Embellishments (Couching), Quilting (Free-Motion)



500s: Wall Quilts – Stationary Machine Quilted

- 537 Barbara Matzke,** Brentwood, CA
PIPPA'S RUN 48" x 60"
Quilting Method: Stationary Machine
Quilting Technique: Appliqué (Machine, Raw Edge), Piecing (Machine), Quilting (Free-Motion), Thread Painting
- 538 Karen Mendler,** Ontario, Canada
THE ROSE 38" x 31"
Quilting Method: Stationary Machine
Quilting Technique: Inking, Piecing (Machine), Quilting (Free-Motion, Walking Foot)
- 539 Debra Milkovich,** Honolulu, HI
ROCK POP DISCO 50" x 50"
Quilting Method: Stationary Machine
Quilting Technique: Binding Technique (Facing), Piecing (Foundation), Quilting (Free-Motion)
- 540 Marta Morán,** Palencia, Spain
TODOS LOS CAMINOS LLEVAN A ROMA 32" x 48"
Quilting Method: Stationary Machine
Quilting Technique: Appliqué (Machine), Embellishments (Ruching), Mosaic, Piecing (English Paper Piecing, Improvisational, Machine), Quilting (Free-Motion)
- 541 Isabel Muñoz,** Madrid, Spain
ALZHEIMER 38" x 55"
Quilting Method: Stationary Machine
Quilting Technique: Appliqué (Machine), Quilting (Free-Motion)
- 542 Sue Nickels,** Ann Arbor, MI
FLOWERLAND 60" x 60"
Quilting Method: Stationary Machine
Quilting Technique: Appliqué (Machine), Piecing (Machine), Quilting (Free-Motion, Ruler Work)
- 543 Nancy J. Niswander,** Turtletown, TN
OUT ON A LIMB 38" x 30"
Quilting Method: Stationary Machine
Quilting Technique: Appliqué (Raw Edge), Embroidery (Free-Motion), Fabric Painting, Piecing (Machine), Quilting (Free-Motion), Ink Pen
- 544 Jean Overmeyer,** Monclova, OH
REMBRANDT'S REPAST 39" x 32"
Quilting Method: Stationary Machine
Quilting Technique: Appliqué (Machine, Raw Edge), Binding Technique (Facing), Collage, Fabric Painting, Quilting (Free-Motion, Ruler Work); *Design Source:* REMBRANDT'S REPAST quilt by Melissa Sobotka, 2024
- 545 Amy Pabst,** Le Roy, WV
WATERMELON SUGAR 49" x 58"
Quilting Method: Stationary Machine
Quilting Technique: Fabric Dyeing, Fabric Painting, Piecing (Foundation, Machine), Quilting (Walking Foot)
- 546 Judith Phelps,** Battle Ground, WA
A HORSE WITH NO NAME BY AMERICA 31" x 37"
Quilting Method: Stationary Machine
Quilting Technique: Fabric Painting, Quilting (Free-Motion), Thread Painting, Wholecloth; *Design Source:* Photograph by Christa Merk
- 547 Sondra Raby,** Aurora, CO
DESERT SPRING 51" x 72"
Quilting Method: Stationary Machine
Quilting Technique: Appliqué (Raw Edge), Quilting (Free-Motion)
- 548 Linda Riesterer,** Wenatchee, WA
SPRING SONG 53" x 54"
Quilting Method: Stationary Machine
Quilting Technique: Appliqué (Hand), Embroidery (Hand), Quilting (Free-Motion)
- 549 Nancy M. Roelfsema,** Grand Rapids, MI
SUNSET ON THE LAKE 40" x 35"
Quilting Method: Stationary Machine
Quilting Technique: Binding Technique (Facing), Embellishments (Crystals), Piecing (Foundation, Machine), Quilting (Free-Motion)
- 550 Teresa Schlabach,** Alma, AR
SHAGGY 31" x 33"
Quilting Method: Stationary Machine
Quilting Technique: Printing (Photo Transfer), Quilting (Free-Motion), Thread Painting
- 551 Kyoko Someya,** Tokyo, Japan
WABI AND SABI, SPIRIT OF JAPAN 49" x 49"
Quilting Method: Stationary Machine
Quilting Technique: Appliqué (Machine), Piecing (Machine), Quilting (Free-Motion), Rag Rug
- 552 Yukiko Sugaya,** Ibaraki, Japan
LAUGH MAKER 54" x 54"
Quilting Method: Stationary Machine
Quilting Technique: Appliqué (Machine, Raw Edge), Fabric Dyeing, Quilting (Free-Motion), Thread Sketching
- 553 Yoshimi Suzuki,** Tokyo, Japan
TAUPE 52" x 52"
Quilting Method: Stationary Machine
Quilting Technique: Appliqué (Machine), Piecing (Machine), Quilting (Free-Motion, Ruler Work), Celtic Work
- 554 Tomoko Takeda,** Tokyo, Japan
BLUE PLANET 63" x 63"
Quilting Method: Stationary Machine
Quilting Technique: Appliqué (Machine), Binding Technique (Facing), Piecing (Machine, Paper), Quilting (Free-Motion, Ruler Work, Trapunto, Walking Foot)
- 555 Robin Thomas,** Morrisville, NC
STAR BRIGHT STAR NOT QUITE RIGHT 40" x 54"
Quilting Method: Stationary Machine
Quilting Technique: Piecing (Machine), Quilting (Walking Foot)

Thimbles For You



Unique handcrafted thimbles and sewing chatelaines
Made by silversmith, Jan Marie Larson in the cornfields of Iowa



ThimblesForYou.com

Booth # 1208



Welcome to Cadiz, Kentucky Quilters



Plan a trip to the **National Quilt Museum** and stay with us in **Cadiz, KY** on **Lake Barkley**!

Explore the **historic downtown**, shop our **antique stores***, visit **Cadi the Pig** and taste our **famous mouthwatering BBQ**!

*Voted #1 Antiques Destination in Kentucky Living Magazine!



For more info visit:
GoCadiz.com



TEAM
KENTUCKY



600s: Wall Quilts – Movable Machine Quilted



Detail: 623, OUT OF AFRICA, Judy Powell

- 602 May Black, Rolla, MO**
LOTUS FLOWER 39" x 39"
Quilting Method: Movable Machine
Quilting Technique: Piecing (Foundation, Machine, Paper), Quilting (Free-Motion, Ruler Work); *Design Source:* Lotus Flower pattern by Judy & Bradley Niemeyer, Quiltworx.com, 2021; *Quilted By:* Cindy Baker
- 603 Judith Block & Robert Block, Metropolis, IL**
TRUE NORTH ISN'T WHERE ADVENTURE IS 55" x 55"
Quilting Method: Movable Machine
Quilting Technique: Appliqué (Hand), Embroidery (Machine Digitized), Piecing (Foundation); *Design Source:* Mariners Madness pattern by Chris Jurd, Patchwork Fun, 2011; *Quilted By:* Shirley Jackson
- 604 Joan E. Brink, Wyoming, MI**
COUSIN'S WALK 52" x 60"
Quilting Method: Movable Machine
Quilting Technique: Appliqué (Hand), Piecing (Foundation), Quilting (Free-Motion); *Design Source:* Cousin's Walk pattern by Leonie Bateman & Deirdre Bond-Abel, Quilted Crow Girls Designs, 2012; *Quilted By:* Karen Giles
- 605 Connie Broy, Toms Brook, VA**
SERENDIPITY 40" x 40"
Quilting Method: Movable Machine
Quilting Technique: Embellishments (Crystals), Piecing (Machine, Paper), Quilting (Computer-Assisted, Ruler Work)
- 606 Elizabeth L. Clark, Grand Haven, MI**
PORTALS 44" x 58"
Quilting Method: Movable Machine
Quilting Technique: Appliqué (Reverse), Binding Technique (Facing), Piecing (Improvisational, Machine), Quilting (Free-Motion); *Quilted By:* Charlene Koppenol
- 607 Julie Crowell, Katy, TX**
HOME IS WHERE I BUILD IT 52" x 65"
Quilting Method: Movable Machine
Quilting Technique: Piecing (Machine), Quilting (Computer-Assisted, Free-Motion, Ruler Work)
- 608 Kate DeJonge, Allendale, MI**
REGAL FEATHERS 42" x 42"
Quilting Method: Movable Machine
Quilting Technique: Binding Technique (Flange), Embellishments (Crystals), Quilting (Free-Motion, Ruler Work), Thread Painting, Wholecloth
- 609 Lori Dickman, Rockford, IL**
FRIENDSHIP BOUQUET 64" x 64"
Quilting Method: Movable Machine
Quilting Technique: Appliqué (Machine, Raw Edge), Piecing (Machine, Paper), Quilting (Free-Motion, Ruler Work), Y-Seams
- 610 Julie Edwards, Colorado Springs, CO**
RIBBONS 48" x 48"
Quilting Method: Movable Machine
Quilting Technique: Appliqué (Machine, Raw Edge), Piecing (Improvisational, Machine), Quilting (Free-Motion, Ruler Work); *Design Source:* Aunt Millie's Garden by Becky Goldsmith & Linda Jenkins, Piece O'Cake Designs
- 611 Mary Anne Fontana, Middletown, DE**
THE MOSQUE CATHEDRAL 34" x 47"
Quilting Method: Movable Machine
Quilting Technique: Decorative Stitching, Embroidery (Free-Motion), Fabric Painting, Panel (Commercially Printed), Printing (Photo Transfer), Quilting (Free-Motion, Ruler Work), Thread Painting, Thread Sketching, Wholecloth
- 612 Mandie Hartford, Middletown, VA**
RING OF FIRE 62" x 62"
Quilting Method: Movable Machine
Quilting Technique: Appliqué (Machine), Piecing (Machine, Paper), Quilting (Free-Motion, Ruler Work); *Design Source:* Sun and Sand pattern by Linda McGibbon, Lakeview Quilting
- 613 Ashley Journey, Fancy Gap, VA**
LUMINARY 60" x 60"
Quilting Method: Movable Machine
Quilting Technique: Piecing (Machine), Quilting (Free-Motion, Matchstick, Ruler Work)
- 614 Candice Kirk, Farmington, IL**
BLOOMING SKIES 44" x 49"
Quilting Method: Movable Machine
Quilting Technique: Panel (Commercially Printed), Piecing (Machine), Quilting (Computer-Assisted)
- 615 Frances Kopp Krupka, Traverse City, MI**
WILD & CRAZY 2: STILL LIFE 44" x 53"
Quilting Method: Movable Machine
Quilting Technique: Appliqué (Hand), Embellishments (Beading, Ruching), Piecing (Machine), Quilting (Free-Motion, Ruler Work), Yoyos, Recycled Silk Neckties
- 616 Lorelai Kuecker, Blackburn, MO**
BUTTERFLY PRISM 50" x 50"
Quilting Method: Movable Machine
Quilting Technique: Piecing (Foundation, Machine), Quilting (Free-Motion, Ruler Work)
- 617 Marilyn Lidstrom Larson & Barb Simons, Willow City, ND**
ELNA'S QUILT 42" x 42"
Quilting Method: Movable Machine
Quilting Technique: Piecing (Foundation, Machine), Quilting (Computer-Assisted, Free-Motion); *Design Source:* Old Swedish Quilts by Åsa Wettre, Interweave Press, 1995
- 618 Hanne Lohde, Aliso Viejo, CA**
BUBBLES 47" x 48"
Quilting Method: Movable Machine
Quilting Technique: Appliqué (Hand, Wool), Binding Technique (Facing), Decorative Stitching, Embellishments (Beading), Embroidery (Hand), Piecing (Hand), Quilting (Free-Motion); *Quilted By:* Cindy Paulson
- 619 Marta Morán, Palencia, Spain**
EL PUEBLO 70" x 67"
Quilting Method: Movable Machine
Quilting Technique: Appliqué (Machine), Embroidery (Machine Digitized), Piecing (English Paper Piecing, Foundation, Improvisational), Quilting (Free-Motion)

600s: Wall Quilts – Movable Machine Quilted



- 620 Amy Morgan**, Boulder, CO
NEVER ASK A ZEBRA ABOUT STRIPES 57" x 55"
Quilting Method: Movable Machine
Quilting Technique: Fabric Painting, Piecing (Foundation), Quilting (Free-Motion); *Quilted By:* Rita Meyerhoff
- 621 Julie Patrick**, Bellows Falls, VT
SHADES OF IVORY 56" x 56"
Quilting Method: Movable Machine
Quilting Technique: Embellishments (Beading), Embroidery (Machine Digitized), Quilting (Free-Motion, Ruler Work, Trapunto), Wholecloth
- 622 Renee M. Perlman**, Danbury, CT
SPACIOUS SKIES 48" x 64"
Quilting Method: Movable Machine
Quilting Technique: Piecing (Machine); *Design Source:* Stack Quilt pattern by Nicole Daksiewicz, Modern Handcraft; *Quilted By:* Karen McTavish
- 623 Judy Powell**, Riverton, WY
OUT OF AFRICA 66" x 66"
Quilting Method: Movable Machine
Quilting Technique: Appliqué (Hand, Machine), Piecing (English Paper Piecing, Fussy Cutting, Improvisational), Quilting (Free-Motion, Ruler Work, Trapunto); *Design Source:* Harmony pattern by Rachelle Denneny, Rachelle Denneny Designs; *Other Stitchers:* Candy Carpenter
- 624 Sherry Priest**, Barberton, OH
CORE MEMORY 50" x 48"
Quilting Method: Movable Machine
Quilting Technique: Binding Technique (Facing), Piecing (Improvisational, Machine), Quilting (Matchstick); *Quilted By:* John Tsiaperas
- 625 Kyra Reps**, Northwood, IA
FIRE AND ICE 48" x 42"
Quilting Method: Movable Machine
Quilting Technique: Appliqué (Machine), Binding Technique (Prairie Points), Decorative Stitching, Embellishments (Crystals), Embroidery (Hand), Quilting (Free-Motion), Thread Painting
- 626 Claudia Scheja**, North Rhine-Westphalia, Germany
MIDSUMMER 68" x 68"
Quilting Method: Movable Machine
Quilting Technique: Appliqué (Hand), Piecing (Machine), Quilting (Free-Motion, Matchstick, Ruler Work)
- 627 Lesley Storts**, Charlotte, NC
SUNSHINY DAY QUILT 52" x 71"
Quilting Method: Movable Machine
Quilting Technique: Appliqué (Hand), Piecing (English Paper Piecing), Quilting (Free-Motion); *Design Source:* Sunshiny Day Quilt pattern by Jodi Godfrey, Tables of Cloth, 2021; *Quilted By:* Betsy Truex-Powell
- 628 Yvette Suzanne Sullivan**, Ontario, Canada
MEET IKE 41" x 51"
Quilting Method: Movable Machine
Quilting Technique: Appliqué (Hand, Machine, Raw Edge), Embroidery (Free-Motion), Fabric Painting, Quilting (Free-Motion), Thread Painting; *Design Source:* Photograph by Jessica Attwood
- 629 Louise Thibadeau**, Milton, NH
OF A FEATHER 52" x 52"
Quilting Method: Movable Machine
Quilting Technique: Appliqué (Hand), Binding Technique (Facing), Decorative Stitching, Embroidery (Hand), Piecing (Foundation, Hand, Machine), Quilting (Free-Motion, Ruler Work); *Design Source:* Of A Feather pattern by Sue Spargo, 2022; *Quilted By:* Sue Foster
- 630 Susan Hawley Thomson**, Kensington, MD
MICHIGAN SUMMERS 66" x 66"
Quilting Method: Movable Machine
Quilting Technique: Appliqué (Hand), Piecing (Machine), Quilting (Stitch Regulator); *Design Source:* Nineteen Thirty pattern by Rachel Hauser, Stitched in Color, 2023; *Quilted By:* Cynthia Gill
- 631 Leslie Tidaback-Hilmer**, Stevensville, MI
ECLECTIC AGENDA 55" x 70"
Quilting Method: Movable Machine
Quilting Technique: Appliqué (Hand, Reverse, Wool), Embroidery (Hand), Piecing (Machine), Quilting (Computer-Assisted, Free-Motion, Matchstick); *Design Source:* Hidden Agenda pattern by Angela Pingel, Angela Pingel Designs, 2018; *Quilted By:* Karla Hogan
- 632 Jane K. Vereen**, Sioux City, IA
KALEIDOSCOPE 1 63" x 63"
Quilting Method: Movable Machine
Quilting Technique: Binding Technique (Flange), Piecing (Machine), Quilting (Computer-Assisted); *Design Source:* Alaska Magic pattern designed by Edyta Sitar for Laundry Basket Quilts, laundrybasketquilts.com, 2022; *Quilted By:* Janice Cook
- 633 Nelly Vileikis**, Aurora, OH
CODDIWOMPLE 44" x 43"
Quilting Method: Movable Machine
Quilting Technique: Fabric Dyeing, Fabric Painting, Inking, Piecing (Machine), Quilting (Free-Motion, Ruler Work)
- 634 Judy Woodworth**, Rapid City, SD
FLORAL RHAPSODY 69" x 69"
Quilting Method: Movable Machine
Quilting Technique: Appliqué (Machine), Binding Technique (Prairie Points), Embellishments (Beading, Crystals), Piecing (Foundation, Machine), Quilting (Free-Motion, Matchstick, Ruler Work)



700s: Wall Quilts –Fiber Art/Mixed Media

- 701 Joanne Baeth**, Bonanza, OR
MIDNIGHT MAGIC 50" x 33"
Quilting Method: Stationary Machine
Quilting Technique: Binding Technique (Flange, Piped Edging), Embellishments (Couching), Fabric Painting, Inking, Quilting (Free-Motion), Thread Painting
- 702 Ashley Bandy**, Christiansburg, VA
IN BLOOM 38" x 38"
Quilting Method: Movable Machine
Quilting Technique: Appliqué (Hand, Machine), Binding Technique (Prairie Points), Decorative Stitching, Embellishments (Beading, Couching), Fabric Painting, Inking, Quilting (Free-Motion), Thread Painting, Fabric Quilting
- 703 Andrea Brokenshire**, Round Rock, TX
DOGWOOD: THE PROMISE 67" x 43"
Quilting Method: Stationary Machine
Quilting Technique: Appliqué (Machine, Turned Edge), Binding Technique (Facing), Confetti, Fabric Painting, Quilting (Free-Motion)
- 704 Carolyn Butterfield**, Marysville, WA
ELEPHANT IN THE ROOM 45" x 34"
Quilting Method: Stationary Machine
Quilting Technique: Appliqué (Machine), Binding Technique (Facing), Collage, Inking, Quilting (Walking Foot); *Design Source:* The Elephant in the Room pattern by Sandra Mollon
- 705 Sandy Curran**, Newport News, VA
REFUGEE 53" x 42"
Quilting Method: Stationary Machine
Quilting Technique: Binding Technique (Facing), Fabric Painting, Quilting (Free-Motion), Wholecloth
- 706 Judy Denherder Loving**, Zephyrhills, FL
FLORIDA FRIENDS 41" x 63"
Quilting Method: Stationary Machine
Quilting Technique: Appliqué (Hand, Machine, Raw Edge, Wool), Decorative Stitching, Embellishments (Beading, Crystals), Fabric Painting, Inking, Quilting (Free-Motion)
- 707 Dariel Dodge-Diestelkamp**, The Villages, FL
ONCE UPON A DREAM 42" x 33"
Quilting Method: Stationary Machine
Quilting Technique: Appliqué (Raw Edge), Binding Technique (Facing), Collage, Embellishments (Crystals), Inking, Quilting (Free-Motion)
- 708 Joanna Ellis**, Parma, OH
RED LILY 30" x 30"
Quilting Method: Stationary Machine
Quilting Technique: Binding Technique (Flange), Decorative Stitching, Embroidery (Free-Motion), Fabric Painting, Quilting (Free-Motion, Trapunto), Thread Painting, Wholecloth; *Design Source:* Photograph by Richard Reed, 2017
- 709 Mary Anne Fontana**, Middletown, DE
THE BOATMAKER II 40" x 35"
Quilting Method: Movable Machine
Quilting Technique: Decorative Stitching, Embroidery (Free-Motion), Fabric Painting, Panel (Commercially Printed), Quilting (Free-Motion, Ruler Work), Thread Painting, Thread Sketching, Wholecloth
- 710 Diana S. Fox**, Parker, CO
DEEP SPACE NEBULA 43" x 72"
Quilting Method: Movable Machine
Quilting Technique: Binding Technique (Facing), Fabric Dyeing, Quilting (Free-Motion), Thread Painting, Wholecloth
- 711 Mimi Ghauri-Young**, Yountville, CA
TIMELESS MOMENT 38" x 31"
Quilting Method: Stationary Machine
Quilting Technique: Appliqué (Machine, Raw Edge), Fabric Dyeing, Fabric Painting, Inking, Quilting (Free-Motion, Ruler Work); *Design Source:* Photograph by Martin Bennie, Unsplash, 2023
- 712 Christine Gillespie**, Arapahoe, NC
I AM THE STORM 30" x 36"
Quilting Method: Stationary Machine
Quilting Technique: Fabric Painting, Printing (Photo Transfer, Silk Screen), Quilting (Free-Motion, Trapunto), Thread Painting, Thread Sketching, Wholecloth
- 713 Tamiko Hershey**, Amsterdam, Netherlands
CIRCLES AND BUGS 44" x 40"
Quilting Method: Stationary Machine
Quilting Technique: Appliqué (Machine, Raw Edge), Binding Technique (Facing), Piecing (English Paper Piecing, Machine, Paper), Quilting (Walking Foot)
- 714 Sue Holdaway Heys**, Ann Arbor, MI
DAPHNE GOES FOR A DIP 36" x 39"
Quilting Method: Stationary Machine
Quilting Technique: Appliqué (Raw Edge), Binding Technique (Piped Edging), Fabric Painting, Piecing (Improvisational), Quilting (Free-Motion)
- 715 Ann Horton**, Redwood Valley, CA
NATIVE GRASS 41" x 41"
Quilting Method: Hand
Quilting Technique: Appliqué (Hand), Binding Technique (Piped Edging), Decorative Stitching, Embroidery (Hand), Piecing (Machine), Quilting (Hand)
- 716 Hsiu-Pei Hsieh**, Taoyuan City, Taiwan
SON AND CAT 38" x 46"
Quilting Method: Stationary Machine
Quilting Technique: Collage, Decorative Stitching
- 717 Joan Huffman**, Hudsonville, MI
TESTING THE WATER 30" x 40"
Quilting Method: Stationary Machine
Quilting Technique: Appliqué (Machine, Raw Edge), Binding Technique (Facing), Collage, Embroidery (Hand), Fabric Painting
- 718 Nancy Braman Hutchison**, Acworth, GA
GHOST RANCH DINOSAURS 35" x 41"
Quilting Method: Stationary Machine
Quilting Technique: Collage, Embroidery (Hand), Piecing (Machine)
- 719 Darlene Kalimon**, Pittsburgh, PA
FLOWERS AND FEATHERS 68" x 65"
Quilting Method: Movable Machine
Quilting Technique: Appliqué (Hand, Machine, Raw Edge), Fabric Origami, Piecing (Machine), Quilting (Computer-Assisted)
- 720 Diana Knight**, Broomfield, CO
MUSIC OF THE BEATLES 47" x 56"
Quilting Method: Stationary Machine
Quilting Technique: Binding Technique (Flange), Collage, Embellishments (Crystals), Fabric Painting, Piecing (Machine), Quilting (Free-Motion, Walking Foot); *Design Source:* Beetles 9 Patch EDesign by Helen Godden, helengodden.com, 2023


700s: Wall Quilts –Fiber Art/Mixed Media



- 721 Illia Lashko & Natalia Lashko,** Khmelnytskyi Region, Ukraine
I HERD LAMBS OUTSIDE THE VILLAGE 32" x 48"
Quilting Method: Hand
Quilting Technique: Appliqué (Hand), Embroidery (Hand), Fabric Dyeing, Fabric Painting, Quilting (Hand), Straw Textile Embroidery
- 722 Yu-Chen Liang,** Taoyuan, Taiwan
MERRY CHRISTMAS EVERYBODY 50" x 60"
Quilting Method: Stationary Machine
Quilting Technique: Collage, Felting, Piecing (Foundation), Quilting (Free-Motion), Wholecloth
- 723 Kathy McNeil,** Arlington, WA
HAPPINESS 77" x 31"
Quilting Method: Stationary Machine
Quilting Technique: Appliqué (Hand, Reverse), Embroidery (Hand), Quilting (Free-Motion, Trapunto), Thread Sketching, Fagoting
- 724 Kestrel Michaud,** W. Melbourne, FL
THE ONE THAT GOT AWAY 45" x 60"
Quilting Method: Stationary Machine
Quilting Technique: Appliqué (Raw Edge), Decorative Stitching, Quilting (Free-Motion)
- 725 Debra Milkovich,** Honolulu, HI
DISCO DANCE FLOOR 41" x 41"
Quilting Method: Stationary Machine
Quilting Technique: Appliqué (Hand), Binding Technique (Facing), Piecing (Foundation, Machine), Quilting (Free-Motion, Ruler Work)
- 726 Roberta Ann Mix,** The Villages, FL
KALEIDOSCOPE 51" x 67"
Quilting Method: Stationary Machine
Quilting Technique: Binding Technique (Facing), Decorative Stitching, Embellishments (Ruching), Embroidery (Hand), Piecing (Foundation), Quilting (Hand, Trapunto, Walking Foot)
- 727 Hiroko Miyama & Masanobu Miyama,** Nagano, Japan
MY FAVORITE THINGS 64" x 71"
Quilting Method: Movable Machine
Quilting Technique: Appliqué (Reverse, Fused, Punch Needle), Embroidery (Machine Digitized), Piecing (Machine), Quilting (Free-Motion), Woven Quilt
- 728 Estela Mota,** São Paulo, Brazil
FISH FOREST 33" x 45"
Quilting Method: Stationary Machine
Quilting Technique: Binding Technique (Facing), Felting, Quilting (Free-Motion), Thread Painting, Thread Sketching, Wholecloth, Original Artwork Printed on Satin
- 729 Kayla Nau,** Caldwell, OH
BEAUREGARD 50" x 63"
Quilting Method: Movable Machine
Quilting Technique: Appliqué (Raw Edge), Collage, Quilting (Free-Motion)
- 730 Jackie Perry,** Marion, VA
PEONY 40" x 44"
Quilting Method: Stationary Machine
Quilting Technique: Appliqué (Raw Edge), Embellishments (Beading), Quilting (Free-Motion, Trapunto)
- 731 Candice Prince,** Boon, MI
GOLDEN SUNSET 40" x 33"
Quilting Method: Movable Machine
Quilting Technique: Piecing (Machine), Quilting (Computer-Assisted, Free-Motion); *Design Source:* Golden Sunset pattern by Luana Rubin, SAQA, 2017; *Quilted By:* Christine Nelson
- 732 Nina Marie Riddle,** Grandville, MI
WAVES OF LOVE 38" x 43"
Quilting Method: Stationary Machine
Quilting Technique: Appliqué (Machine, Raw Edge), Collage, Confetti, Embellishments (Couching), Embroidery (Free-Motion), Piecing (Machine, Paper), Quilting (Free-Motion, Walking Foot), Thread Painting
- 733 Robin Thomas,** Morrisville, NC
INTO THE LIGHT 39" x 34"
Quilting Method: Stationary Machine
Quilting Technique: Binding Technique (Facing), Piecing (Foundation, Machine), Quilting (Walking Foot)
- 734 Susan van Goethem,** Alberta, Canada
NATURAL BEAUTY 43" x 45"
Quilting Method: Stationary Machine
Quilting Technique: Appliqué (Hand, Machine, Raw Edge, Reverse), Collage, Embroidery (Free-Motion), Fabric Dyeing, Fabric Painting, Quilting (Free-Motion), Thread Painting; *Design Source:* Photograph by Ellen Ughetto, 2022
- 735 Susan Wellington Walker,** Interlochen, MI
GRAND CANYON DREAMS 47" x 47"
Quilting Method: Movable Machine
Quilting Technique: Embroidery (Hand), Piecing (Machine), Quilting (Free-Motion), Stitch-in-the-Ditch; *Quilted By:* Hannelore Frederick
- 736 Leneigh White,** Hyde Park, MA
MUSE 32" x 34"
Quilting Method: Stationary Machine
Quilting Technique: Binding Technique (Facing), Piecing (Improvisational), Quilting (Hand, Walking Foot)
- 737 Li-Hui Yin,** New Taipei City, Taiwan
GOOD NIGHT, CHARLES BRIDGE! 45" x 56"
Quilting Method: Stationary Machine
Quilting Technique: Appliqué (Hand, Machine), Piecing (Machine), Quilting (Free-Motion, Walking Foot)
- 738 Anne Freehill Zick,** Hinsdale, IL
DRESDENS ON MY MIND 36" x 36"
Quilting Method: Hand
Quilting Technique: Appliqué (Hand), Binding Technique (Beading), Embellishments (Beading, Crystals), Quilting (Hand); *Design Source:* Sunny Dresdens pattern by Lori Dickman, Quilting with Lori, 2020
- 739 Gloria Zirges,** Newport, OR
ANOTHER DAY 80" x 51"
Quilting Method: Stationary Machine
Quilting Technique: Appliqué (Machine), Binding Technique (Facing), Embellishments (Couching), Fabric Dyeing, Fabric Painting, Piecing (Machine), Quilting (Free-Motion, Walking Foot), Thread Painting



800s: The Ultimate Guild Challenge



801 Grand Rapids Modern Quilt Guild, GRAND RAPIDS, MI PIXELATED POSTED STAMPS

Katie BishopMESSAGES BETWEEN GENERATIONS
Kate KoezePANDA BEAR POSTAGE STAMP
Angie O'BryantAUSTRALIAN STAMP
Bobbie VruginkLIVE FREE
Suzanne TimmerBIG RED
Kelly HubbardROSE'S OWL
Jer Hon-HawkinsSEEKING SERENITY
David StaublinLIBERTY

802 Great Lakes Heritage Quilters, BIRMINGHAM, MI BEES, BUGS, AND BUTTERFLIES, OH MY!

Julie Tisch KraussGRETA THE SPOTTED SPIRAL BUG
Design Source: Spotted Spiral Bug design by Susan Carlson
Ruth McCormickGRASSHOPPER PROMENADE
Design Source: Mr. Peabody (The Grasshopper) pattern by Laura Heine, Fiberworks Quilt Shop
Carol KoenigMODERN MOTHS
Design Source: Made from Modern Moths quilt pattern by Whole Circle Studio
Sara TasseffHONEYBEE
Design Source: Honey Bee Collage pattern by Laura Heine, Fiberworks Quilt Shop
Becky ChapmanPROTECT THE POLLINATORS
Jackie ComptonBEES AND THEIR SKEP
Design Source: Crazy Favorite Things by Janet Nesbitt, One S1ster
Warsha KulkarniBUTTERFLIES, BEES, AND FLOWERS
Design Source: Playful Patchwork Projects by Kari Pearson & Friends, Sterling/Chapelle, 2001
Julie WickwareFANCY BUGS

803 Milwaukee Art Quilters (MARQ), MILWAUKEE, WI ORANGE YOU GLAD YOU QUILT?

Kathy DowniePACIFIC SUNSET
Linda FleschnerONE SMALL VOICE
Lisa Anne GiesfeldtRIFT
Jenni SladkyMAGIC CARPET RIDE
Judy ValentinoMY MOTHER'S CROTONS
Maribeth SchmitUNDER THE INFLUENCE
Judy YaskoOUTSIDE MY BOX
Judy Zoelzer LevineOUT OF CHAOS

804 Oakland County Quilt Guild, ROCHESTER, MI SUNFLOWERS WITH A TWIST

Catheryn ChealHERE COMES THE SUN
Mary AsmusFIBONACCI SPIRALS IN SUNFLOWER SEED
Theresa ElsonDRESDEN SUNFLOWER
Lesa ReynoldsSUNFLOWER AND BUTTERFLIES
Sheri HartSUNTIES
Jan PetrePEEK-A-BOO
Design Source: Shy Sunflower pattern by Jane Haworth, 2023
Colleen MontiPIXELATED SUNFLOWER
Shirley BuckmasterSUNFLOWER

805 Out of the Box Design Group, JUPITER, FL COMMON COLORS; DIFFERENT VISIONS

Kim BorowyREFLECTIONS
Laura Schrier CoeDECONSTRUCTED ZEBRAS
Design Source: Photograph by Anne McKinnell, Anne McKinnell Photography
Lynn DettloffPOWER OF POPPIES
Suz MarianoKOI COURAGE; FROM POND TO PROSPERITY
Maureen McNallyQUILT WITHOUT A PLAN
Theresa OlsonWHIMSICAL WINGS
Cathy ParkerJABU
Gail Graham ZorrFLIGHT BEFORE DAWN

806 Patchers At the Lake Shore, MUSKEGON, MI MY FAVORITE! DINOSAUR & COLOR

Julie Ann WestmaasBRONTOSAURUS IN GREEN
Jami HarwoodPAISLEE PATCHASAURUS-AQUA PARADISE
Deborah Joslin TaylorPURPLE PLEIOSAUR
Diane ChaputTRICERATOPS IN PURPLE LANDSCAPE
Suzette MattsonSANDY TACOSAURUS SEARCHES FOR FOOD
Joy LamphereCRANBERRY THE PARASAUROLOPHUS
Kay WilliamsGREEN AND RED T-REX
Kathy Bowman-PrestonBIRD REIMAGINED ARCHAEOPTERYX/TEAL


Detail Left:

PIXELATED POSTED STAMPS #801-4 LIVE FREE, Bobbie Vrugink
BEES, BUGS, AND BUTTERFLIES, OH MY! #802-3 MODERN MOTHS, Carol Koenig
ORANGE YOU GLAD YOU QUILT? #803-2 ONE SMALL VOICE, Linda Fleschner
SUNFLOWERS WITH A TWIST #804-6 PEEK-A-BOO, Jan Petre
COMMON COLORS; DIFFERENT VISIONS #805-4 KOI COURAGE; FROM POND TO PROSPERITY, Suz Mariano
MY FAVORITE! DINOSAUR & COLOR #806-7 GREEN AND RED T-REX, Kay Williams

Detail Right:

INTERNATIONAL CHARM & FLAIR #807-6 CHEERS POLAND!, Christopher Witting
A GROWING SEASON #808-3 JUNGLE FOLIAGE REVISITED, Barbara Jurgensen
WHAT GROWS IN YOUR GARDEN? #809-1 WEEDS CREEPING IN MY GARDEN, Frieda Anderson
ACHROMATIC #810-1 A TRIBUTE TO ST. MARKS, Vicky Wolf
SUMMER SPLENDOR #811-5 BEACH BUMS, Kellie Salsbury
SUNSETS #812-6 ACROSS THE LAKE, Sharon Brandner

800s: The Ultimate Guild Challenge



807 Quilt Guild of Metro Detroit, HARPER WOODS, MI INTERNATIONAL CHARM & FLAIR

Margaret O'Connell UNITY
Design Source: Celtic Knot from Freepik.com
 Linda Rivard CHICKEN ITZA MEXICO
 Sheryl Hogan BARCELONA OPERA HOUSE
 Amira Soheim EGYPTIAN LANTERNS
Design Source: Artist Image(s) by Belousova Esha, Silky Milky & Amazing Art, CreativeFabrica.com
 Susan Weaver Schwandt PAINTING UNDER THE TUSCAN SUN
Design Source: Villa Barbarino brochure by Villa Barbarino & Esterita Austin
 Christopher Witting, Other Stitcher: Angie Witting CHEERS POLAND!
Design Source: 3D Wycinanki Rooser SVG Layered Cut File by JayMarieDigital
 Mary Lawson YES I COPIED MY GRANDSON'S ARTWORK!
Design Source: Artwork by quiltmaker's grandson
 Nancy Jo Swartz TRAVEL PHOTOS
Design Source: A Camel's Head In Close-Up View photograph by Mark Neal, Pexels

808 Salt Creek Quilters Guild, WESTERN SPRINGS, IL A GROWING SEASON

Becky Preston A GROWING SEASON
 Marcia Jundanian BIRDSONG
 Barbara Jurgensen JUNGLE FOLIAGE REVISITED
 Claudia Moffat SIGNS OF SPRING
Design Source: Photograph by Melody Mellingner
 Kimberly Siwinski SPRING IS HERE
 Marilyn Montgomery POTTED DRESDENS
Design Source: Dresden Quilt Blocks Revisited class by Candyce Copp Grisham, C&T Publishing, 2019
 Linda Johnson CALEB'S AMARYLLIS
 Linda Wolf GROWING IN NEW DIMENSIONS

809 South Sarasota Modern Quilt Guild, SARASOTA, FL WHAT GROWS IN YOUR GARDEN?

Frieda Anderson WEEDS CREEPING IN MY GARDEN
 Mary Hayes VIBRANT OFFERING
Design Source: The Gift pattern by Tamara Kate, Tamara Kate Designs, 2020
 Peg Normandin CAN-CAN CARROTS
Design Source: Photograph by unknown photographer, Homestead.org, 2023
 Maggie Dillon COTTAGE GARDEN RUNNERS
Design Source: Photograph by Ramona Jones
 Marie Black AUBERGINE, AKA EGGPLANT
Design Source: Pieced Vegetables by Ruth B. McDowell, C&T Publishing, 2022
 Pam Morris THERE'S ANTS IN MY PLANTS
 Linda Swanson MY CRAZY DOODLE DAISY!
 Charlene Blanchard CHARLIE'S GARDEN

810 ThreadBenders, BROOKFIELD, WI ACHROMATIC

Vicky Wolf A TRIBUTE TO ST. MARKS
 Chris Lynn Kirsch GOD DIVIDED THE LIGHT FROM DARKNESS
 Cindy Vick BOXED IN
 Lori Schloesser SYMMETRY
 Jan Bretzel MATH INSPIRED
 Charlene Cimpinski REMEMBRANCE
 Mary Clare Schuller I REMEMBER
 Marianne Kayne IF A TREE FALLS
Design Source: Olive Quilt pattern by Carolyn Friedlander

811 West Central Ohio Quilt Guild, LIMA, OH SUMMER SPLENDOR

Phyllis Rose SUMMER MEDLEY
Design Source: Snow Scene pattern by Cynthia England, England Design Studios, 1997
 Debbie Green MOONLIGHT ON THE FISH POND
 Diane Timmerman SPREADING SUNSHINE
 Mary Payne COME TO THE GARDEN PARTY
 Kellie Salisbury BEACH BUMS
Design Source: Beach Bums pattern by Joann Hoffman, Joann Hoffman Designs, 2017
 Katie Counts GRAMMY'S SWEETIES
 Miriam Johns A TREE SWING
 Betty Blumenstein LAKESIDE CAMPFIRE

812 West Michigan Quilters Guild, GRAND RAPIDS, MI SUNSETS

Barb Stuitje SUNSET ON THE DUNES
 Donna Larko CONVERGENCE OF SEA & SKY AT SUNSET
Design Source: Convergence pattern by Ricky Tims
 Nancy McCormick SUNSET AT MAY'S POND
 Janet Verity DAY IS DONE
Design Source: Lovely Landscape Quilts: Using Strings and Scraps to Piece and Appliqué Scenic Quilts by Cathy Geier, Krause Craft, 2014
 Bonnie Liden MICHIGAN WINTER SUNSET
 Sharon Brandner ACROSS THE LAKE
 Joan Huffman WINDMILL ISLAND
 Doris Bantjes COUNTRY SUNSET

Welcome to Grand Rapids. The Home of **Field's FABRICS**

No Other Fabric Store Quite Like It!

Check out our AQS Show Booth to see New & Unique Cotton Designs, Kits & Ideas.

Also get a Coupon for a **FREE** Singer Pro 5-1/2" Scissors **PLUS** Sale Flyer good at all Field's Fabrics stores!

Area Store Locations

Grand Rapids (North)

3701 Plainfield Ave.
Grand Rapids MI 49525

From Downtown G.R:
Take US-131 (North) 3 miles
To I-96 (East) 2 miles*
To Plainfield Ave. (North), then 1 mile.
*Note- Follow posted detour to I-96

Grand Rapids (South)

1695 44th Street SE
Kentwood MI 49508

From Downtown G.R:
Take US-131 (South) 5 miles
To 44th Street (East)
Then 3 Miles On Left

Grand Rapids (West)

3975 Lake Michigan Dr.
Walker, MI 49534

From Downtown G.R:
Take I-196 (West) 2 miles
To M-45 (West) 3 miles
Store on Right Side

Jenison, MI

(Georgetown Twp)
550 Chicago Dr
Jenison MI 49428

Take I-196 (West) 7 Miles
To Chicago Dr (West)
Then 1/2 Mile On Left

Stores Also In Holland, Kalamazoo & Spring Lake, MI



Information,
Maps and Online Shopping
at fieldsfabrics.com

Store Hours 9:30-5:30
Monday and Thursday* til 8 pm
Closed Sunday *Spring Lake Monday Only til 8



*Sewing
the Good
Life*



- Pre Printed Embroidery Kits
- Quilt Patterns and kits
- English Paper Piecing Patterns and Kits
- Cross Stitch

www.Sewingthegoodlife.com

Deisgned by Annette Williams
sewingthegoodlife@yahoo.com
740-606-6436

*Booth
#1614*

Contact me for
your next quilt show!


Sewingthegoodlife
 Annette_s_williams
 Sewing The Good Life



Sew Q Laser

MAKE SEWING SEAMS EASY

Having trouble sewing a straight line?



**Tired of
drawing
lines on
half square
triangles?**

**Booth
#1713**

www.sewqlaser.com



CONNECT THROUGH CREATIVITY



QuiltWeek®

AQS Quilt Shows

Get ready for a **QUILT-TASTIC** week filled with activities! Participate in hands-on workshops, enjoy engaging lectures, and browse through a variety of fabrics and notions at the Vendor Mall. Prepare to be wowed by show-stopping contest quilts and brilliant special exhibits



PADUCAH
UNESCO CREATIVE CITY



**UNLEASH YOUR
CREATIVITY**

- ✓ QUILTS
- ✓ VENDORS
- ✓ WORKSHOPS
- ✓ INSPIRATION

LEARN MORE

SCAN NOW



SCAN NOW

LEARN MORE

Learn more at
QUILTWEEK.COM

START PLANNING FOR YOUR NEXT QUILTING ADVENTURE TODAY!

QUILT SHOW	SHOW DATES	AQS MEMBER REGISTRATION
Lancaster	9/10-13/2025	6/3/2025
Daytona Beach	2/18-21/26	11/11/25
NEW ENGLAND	4/8-11/26	12/9/25
Paducah	4/22-25/26	1/6/26
Grand Rapids	8/19-22/26	5/12/26
Lancaster	9/16-19/26	6/9/26

NATIONAL BRAND PARTNERS



Get inspired, connect, and grow

Enjoy delightful evening activities and social events—it's the perfect chance to meet new friends, catch up with fellow quilters, and share some laughter.



Session 1 Workshops

go.americanquilter.com/seam

seam
QUILT RETREAT



Christmas Cottage Cheer: Santa's Magical Night



**Becky
Goldsmith**


A festive and skill-building hand appliqué session where you'll create a stunning holiday-inspired project!



Kentucky Rose Garden


**Michelle
Renee
Hiatt**

An unforgettable quilting retreat where you'll learn the secrets of creating stunning Wedge Star blocks without the hassle of Y-seams.



"All You Need Is Love" Small Quilt

Master Pat & Sue's signature quilting techniques, including raw-edge machine appliqué & precision machine piecing.



Pat Holly



Sue Nickels



Paducah, Kentucky


Quilt City USA®

**September 30–
October 5, 2025**




Download the Supply Lists and Learn More

>>> go.americanquilter.com/seam



Under The Sea: Underwater Scene

**Judith Baker
Montano**



Learn how to think like a painter with fabrics, threads, yarns, and ribbons to create a one-of-a-kind underwater work of art.



Contemporary Improv Piecing and Walking Foot Quilting



**Catherine
Redford**

Create a series of small projects guided by Catherine's 20+ years in walking foot quilting, improv piecing & embroidery.


Quilt Retreat Package includes:

- ▶ 5 Nights at the Holiday Inn Downtown Paducah with Breakfast ▶ An Evening at The National Quilt Museum Welcome Event
- ▶ 4 Full-Day Sessions with one of our World-Class Instructors ▶ 4 Catered Lunches
- ▶ Thursday Night in Fabric Paradise: An Evening at Hancock's of Paducah ▶ Farewell Mixer and Reception

Session 2 Workshops

go.americanquilter.com/seam

seam
QUILT RETREAT



Star Extravaganza: Intricate Eight-Pointed Stars

A fun skill-building quilting adventure, create a stunning sampler quilt featuring intricate eight-pointed stars!



Barbara Cline



Garden of Friendship Appliqué Wallhanging

Immerse yourself in the art of hand and machine appliqué as you make Kathy's inspiring "Garden of Friendship" quilt!

Kathy Dunigan



Build Your Quilting Confidence on Your Home Sewing Machine

Gina Perkes

An inspiring and hands-on quilting session that demystifies the art of quilting! You'll learn her process for planning quilting designs tailored to your quilt tops.



Paducah, Kentucky

Quilt City USA®

October 7-12, 2025



Download the Supply Lists and Learn More

>>> go.americanquilter.com/seam

Mosaic Quilt Making & Heart of Flowers Mosaic Art Quilt

Explore the art of fabric mosaics from start to finish, learning essential techniques, tools, and tips through hands-on exercises and demonstrations.

Heidi Proffetty



Leaves in the Breeze Appliqué

Design your own composition of leaves and spirals, learning techniques that will enhance your future quilting projects.



Jane Sassaman



Quilt Retreat Package includes:

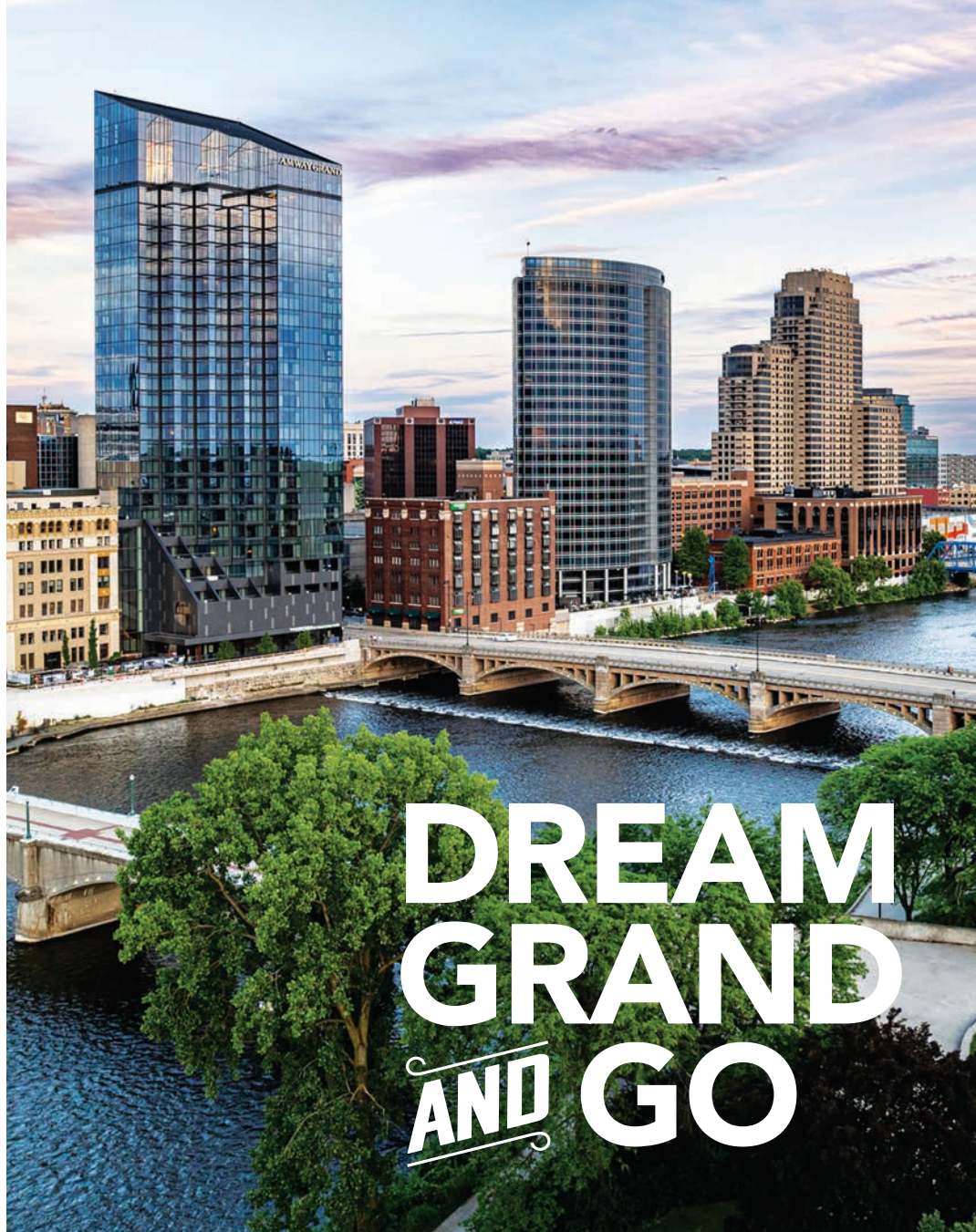
- 5 Nights at the Holiday Inn Downtown Paducah with Breakfast ► An Evening at The National Quilt Museum Welcome Event
- 4 Full-Day Sessions with one of our World-Class Instructors ► 4 Catered Lunches
- Thursday Night in Fabric Paradise: An Evening at Hancock's of Paducah ► Farewell Mixer and Reception

Welcome Quilters!

So much to see and
do just steps from
your show:



180+ restaurants
100+ shops
5 museums
2 cultural festivals
1 outdoor concert
& much more



DREAM GRAND AND GO

GRAND RAPIDS



ExperienceGR.com

For deals,
things to do
& more, visit
GrandRapidsAttendee.com

